WIRE COLORS

Black

AC and DC power circuits

Light blue



Neutral conductor

Green-Yellow

Ground conductor

Blue



DC control circuits

Orange

Excepted circuits

Red



AC control circuits

PROJECT DETAILS

PROJECT N°:	
CUSTOMER:	-
REFERENCE:	-

CONNECTION DETAILS

MAIN SUPPLY:	400V 3L+N
FREQUENCY:	50Hz
RECOMMENDED UPSTREAM FUSE:	C32A
CONNECTED POWER:	4200W

ENCLOSURE DETAILS

TYPE:	MAS0806021
DIMENSIONS:	800 x 600 x 210 mm
MATERIAL:	Painted Steel
COLOR:	RAL 7035
IP RATING:	IP 54
CABLE ENTRY:	Bottom Side

PROPRIETARY AND CONFIDENTIAL
THE INFORMATION CONTAINED IN THIS DRAWING IS THE SOLEPROPERTY OF THE MANUFACTURER. ANY REPRODUCTION IN PART OR AS A WHOLE WITHOUT THE WRITTEN PERMISSION OF THE MANUFACTURER IS PROHIBITED.

Index

PROPRIETARY AND CONFIDENTIAL
THE INFORMATION CONTAINED IN THIS DRAWING IS THE SOLE PROPERTY OF THE MANUFACTURER. ANY REPRODUCTION IN PART OR AS A WHOLE WITHOUT THE WRITTEN PERMISSION OF THE MANUFACTURER IS PROHIBITED.

SHEET SEQUENCE N°	SHEET N°	SECTION	DESCRIPTION	
1	1	Frontsheet	Project Overview	
2	1	Index	Index	
3	1	Panel layout	External Layout Front, Side & Rear View	
4	2	Panel layout	External Layout Rear View	
5	3	Panel layout	Internal Layout	
6	4	Panel layout	Terminal Layout	
7	5	Panel layout	Terminal Layout	
8	1	Circuit Diagrams	Main Power Supply	
9	2	Circuit Diagrams	230Vac Circuit and Fans	
10	3	Circuit Diagrams	24Vdc Circuit	
11	4	Circuit Diagrams	Lamp 1 Circuit	
12	5	Circuit Diagrams	Lamp 2 Circuit	
13	6	Circuit Diagrams	Pool Controller Supply & Current Detection	
14	7	Circuit Diagrams	Pool Controller Remote Inputs & Cabinet Temp.	
15	8	Circuit Diagrams	Pool Controller Chamber Temp. & Wiper Counter	
16	9	Circuit Diagrams	Pool Controller Power Steps	
17	10	Circuit Diagrams	Pool Controller Potential Free Contacts	
18	11	Circuit Diagrams	Pool Controller Wiper Relais	
19	12	Circuit Diagrams	Pool Controller UV Sensor & Flow Sensor Input	
20	13	Circuit Diagrams	Wiper Control Circuit	
21	1	Cable wire list	Cable wire list	
22	2	Cable wire list	Cable wire list	
23	1	Cable-terminal connection list	Cable-terminal connection list	
24	2	Cable-terminal connection list	Cable-terminal connection list	
25	3	Cable-terminal connection list	Cable-terminal connection list	
26	4	Cable-terminal connection list	Cable-terminal connection list	
27	1	BOM, simple	BOM, simple	
28	2	BOM, simple	BOM, simple	
29	1	Part list	Bill of Materials	
30	2	Part list	Bill of Materials	
31	3	Part list	Bill of Materials	
32	4	Part list	Bill of Materials	
33	5	Part list	Bill of Materials	
34	6	Part list	Bill of Materials	

0	1	2	3	4	5	6	7	8	9	Notes

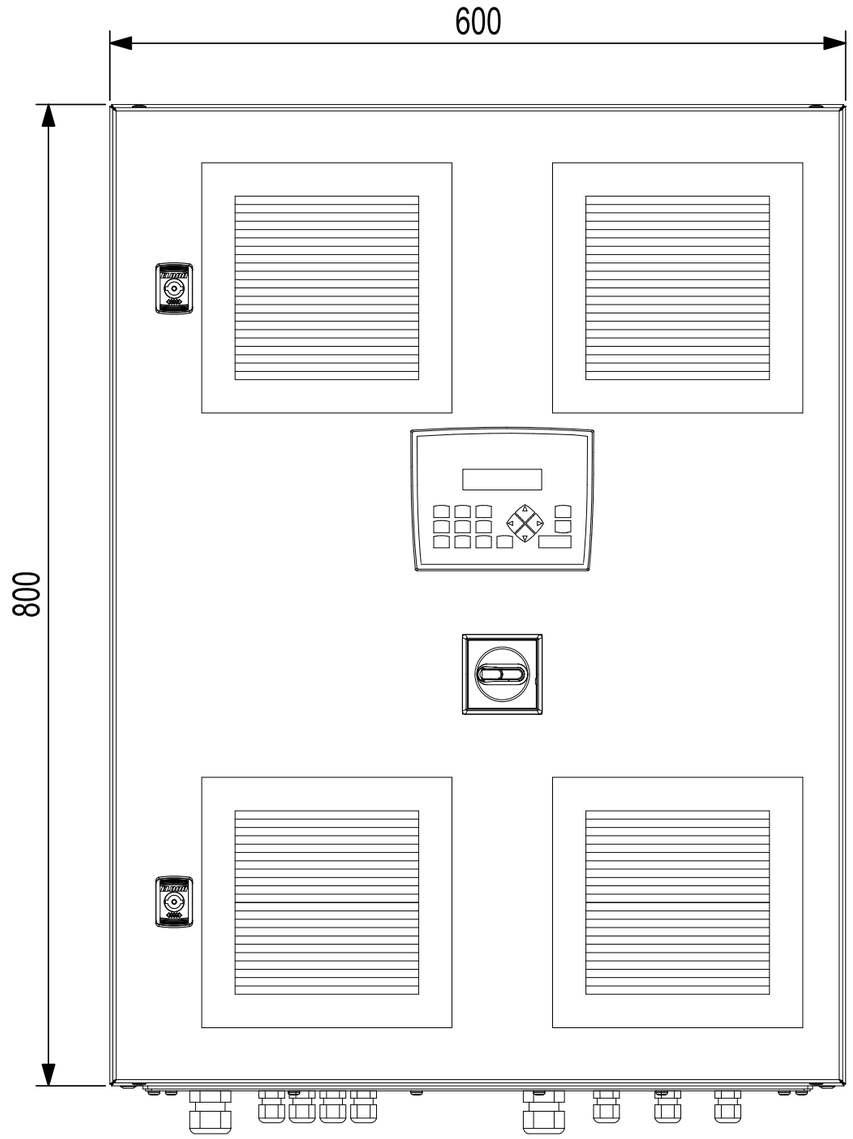

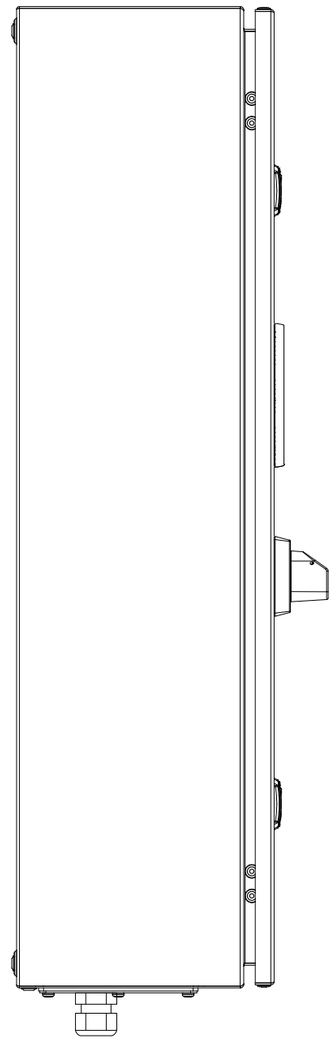

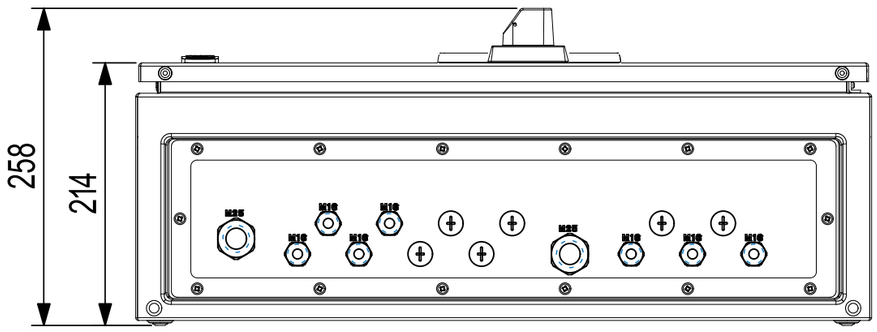

REV	DATE	DESCRIPTION	DRN	CHK

Aquaservice

TITLE:
AquaUV Pool Line
AQS-PL60
400V 3L+N 50Hz
External Layout Front, Side & Rear View

Project:

CUSTOMER: -

REFERENCE: -

FUNCTION: =PCM

LOCATION:

DRAWING N°: AQS-PL60_Pool_400V3LN REV: X00

PROPRIETARY AND CONFIDENTIAL
THE INFORMATION CONTAINED IN THIS DRAWING IS THE SOLE PROPERTY OF THE MANUFACTURER. ANY REPRODUCTION IN PART OR AS A WHOLE WITHOUT THE WRITTEN PERMISSION OF THE MANUFACTURER IS PROHIBITED.

0	1	2	3	4	5	6	7	8	9



Notes

REV	DATE	DESCRIPTION	DRN	CHK

Aquaservice

TITLE:
AquaUV Pool Line
AQS-PL60
400V 3L+N 50Hz
External Layout Rear View

Project:

CUSTOMER: -

REFERENCE: -

FUNCTION: =PCM

LOCATION:

DRAWING N°: AQS-PL60_Pool_400V3LN REV: X00

PROPRIETARY AND CONFIDENTIAL
THE INFORMATION CONTAINED IN THIS DRAWING IS THE SOLE PROPERTY OF THE MANUFACTURER. ANY REPRODUCTION IN PART OR AS A WHOLE WITHOUT THE WRITTEN PERMISSION OF THE MANUFACTURER IS PROHIBITED.

0	1	2	3	4	5	6	7	8	9	Notes

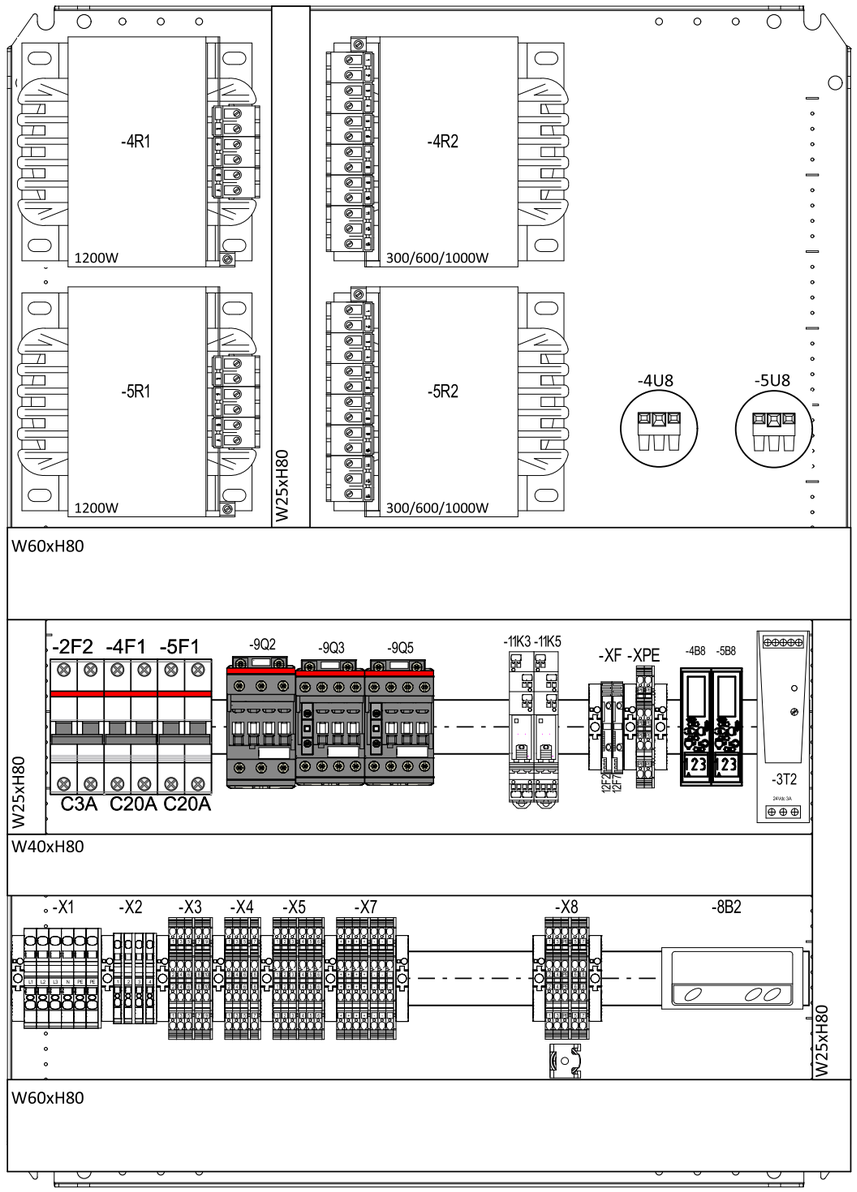

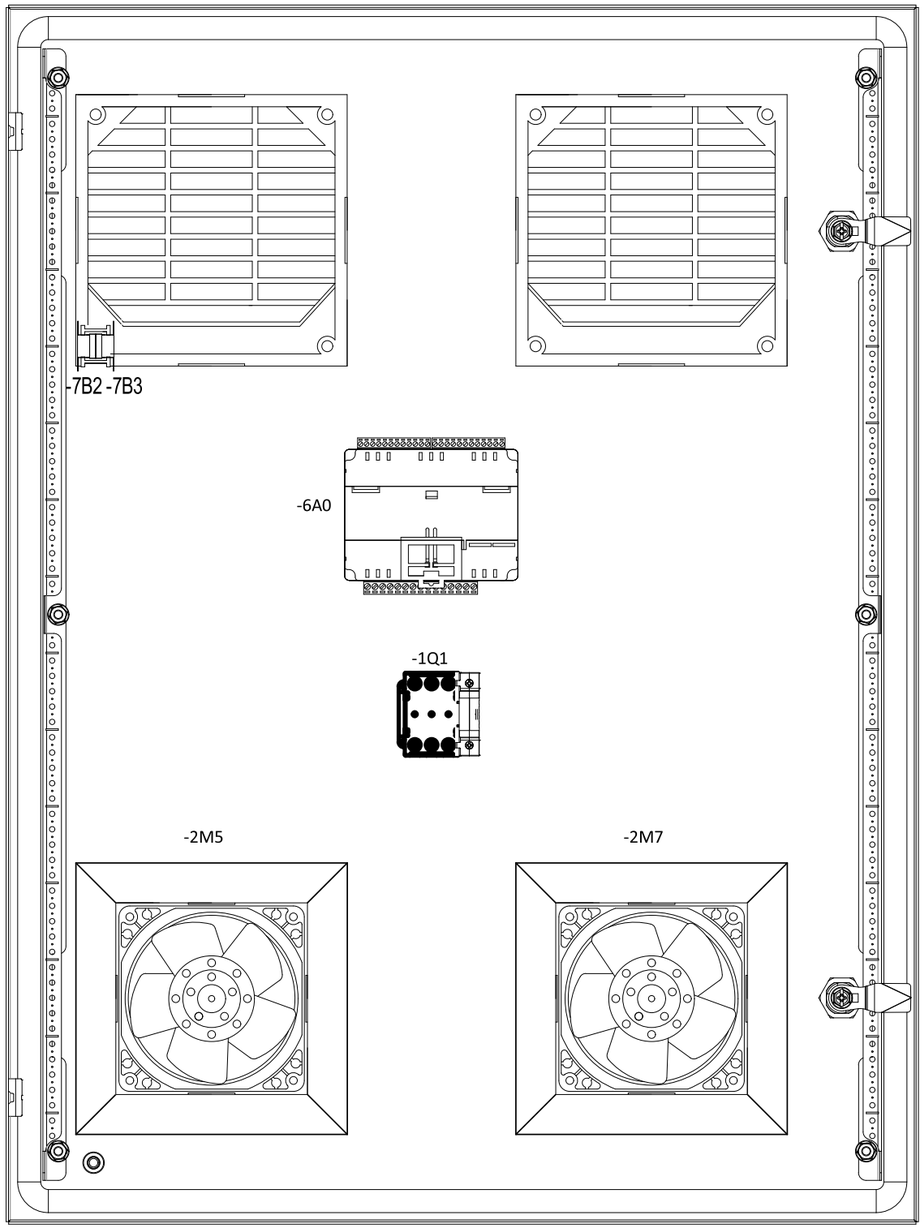

REV	DATE	DESCRIPTION	DRN	CHK

Aquaservice

TITLE:
AquaUV Pool Line
AQS-PL60
400V 3L+N 50Hz
Internal Layout

Project:

CUSTOMER: -

REFERENCE: -

FUNCTION: =PCM

LOCATION:

DRAWING N°: AQS-PL60_Pool_400V3LN REV: X00

PROPRIETARY AND CONFIDENTIAL
THE INFORMATION CONTAINED IN THIS DRAWING IS THE SOLE PROPERTY OF THE MANUFACTURER. ANY REPRODUCTION IN PART OR AS A WHOLE WITHOUT THE WRITTEN PERMISSION OF THE MANUFACTURER IS PROHIBITED.

0	1	2	3	4	5	6	7	8	9

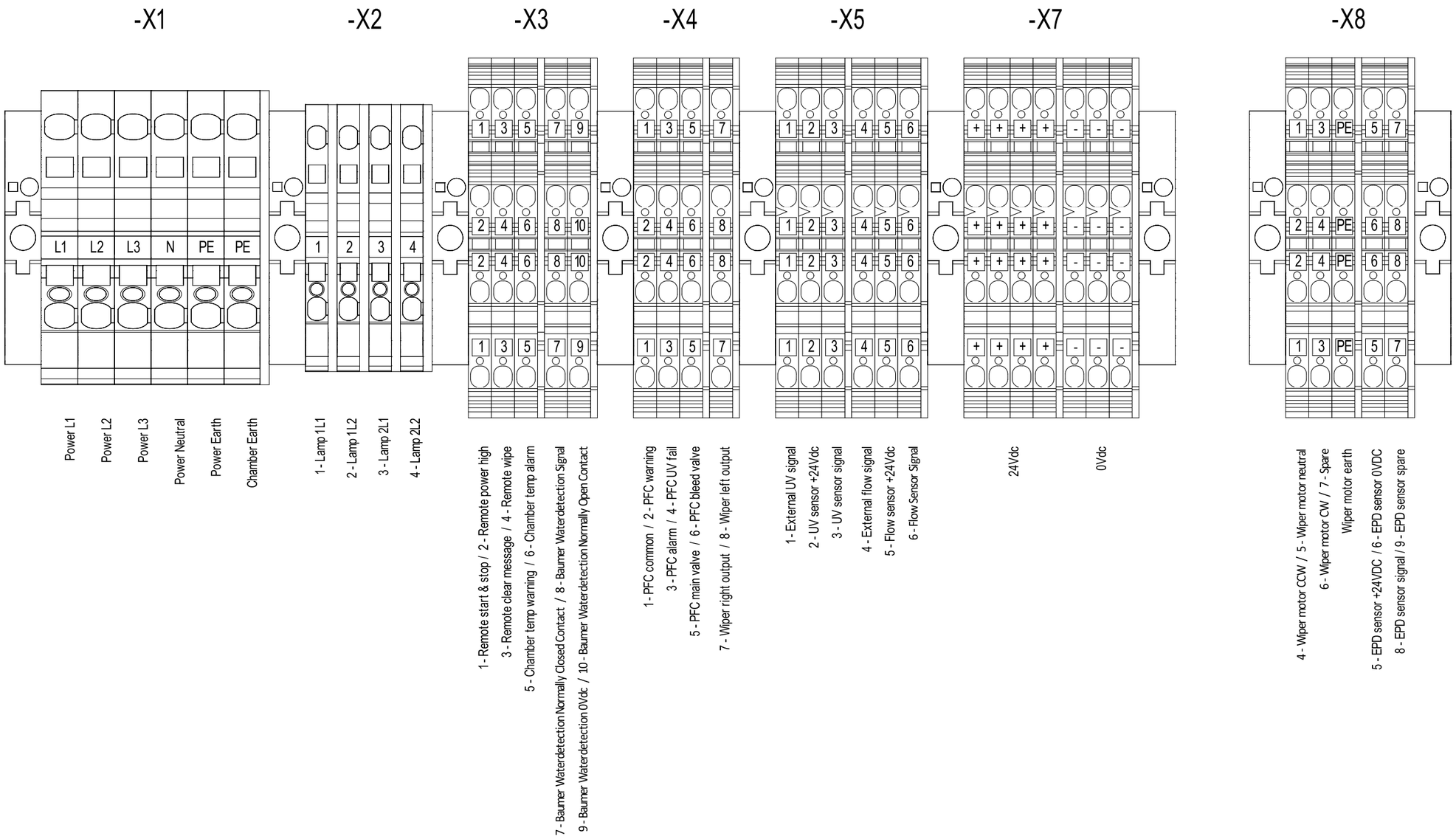

Notes

REV	DATE	DESCRIPTION	DRN	CHK

Aquaservice

TITLE:
AquaUV Pool Line
AQS-PL60
400V 3L+N 50Hz
Terminal Layout

Project:

CUSTOMER: -

REFERENCE: -

FUNCTION: =PCM

LOCATION:

DRAWING N°: AQS-PL60_Pool_400V3LN REV: X00

PROPRIETARY AND CONFIDENTIAL
THE INFORMATION CONTAINED IN THIS DRAWING IS THE SOLE PROPERTY OF THE MANUFACTURER. ANY REPRODUCTION IN PART OR AS A WHOLE WITHOUT THE WRITTEN PERMISSION OF THE MANUFACTURER IS PROHIBITED.

0	1	2	3	4	5	6	7	8	9	Notes

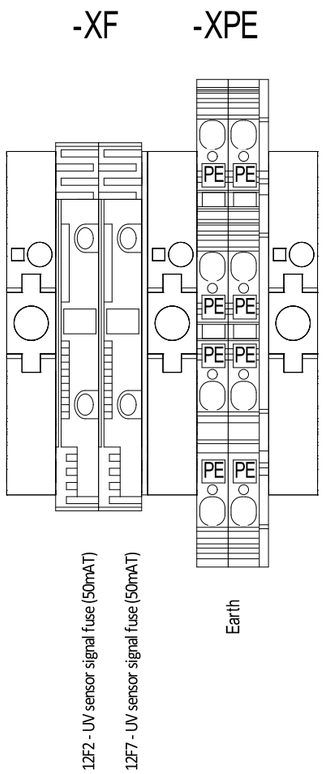

REV	DATE	DESCRIPTION	DRN	CHK

Aquaservice

TITLE:

AquaUV Pool Line

AQS-PL60

400V 3L+N 50Hz

Terminal Layout

Project:

CUSTOMER: -

REFERENCE: -

FUNCTION: =PCM

LOCATION:

DRAWING N°: AQS-PL60_Pool_400V3LN REV: X00

PROPRIETARY AND CONFIDENTIAL
THE INFORMATION CONTAINED IN THIS DRAWING IS THE SOLE PROPERTY OF THE MANUFACTURER. ANY REPRODUCTION IN PART OR AS A WHOLE WITHOUT THE WRITTEN PERMISSION OF THE MANUFACTURER IS PROHIBITED.

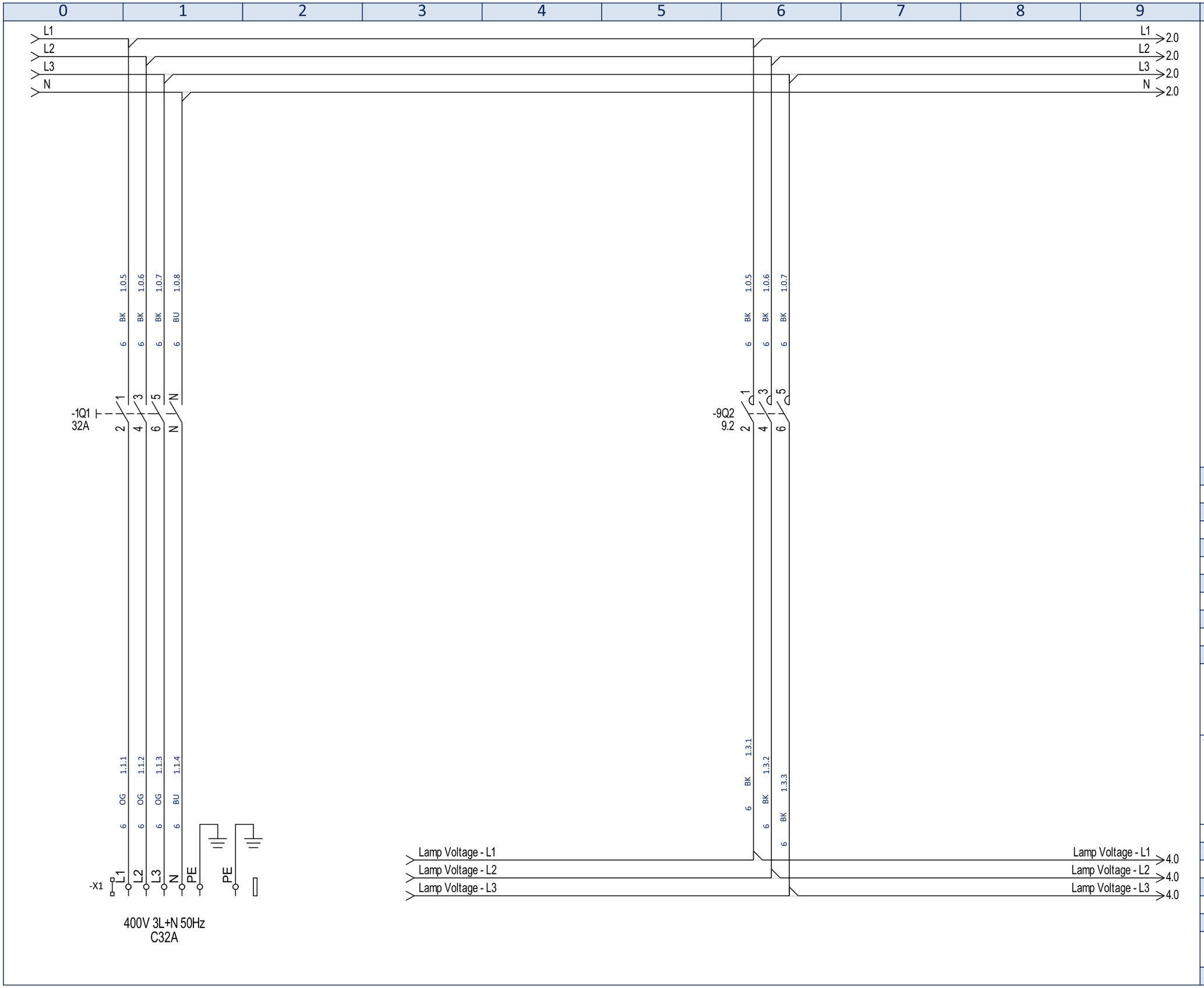

Notes

REV	DATE	DESCRIPTION	DRN	CHK

Aquaservice

TITLE:
AquaUV Pool Line
AQS-PL60
400V 3L+N 50Hz
Main Power Supply

Project:

CUSTOMER: -

REFERENCE: -

FUNCTION: =PCM

LOCATION:

DRAWING N°: AQS-PL60_Pool_400V3LN REV: X00

PROPRIETARY AND CONFIDENTIAL
THE INFORMATION CONTAINED IN THIS DRAWING IS THE SOLE PROPERTY OF THE MANUFACTURER. ANY REPRODUCTION IN PART OR AS A WHOLE WITHOUT THE WRITTEN PERMISSION OF THE MANUFACTURER IS PROHIBITED.

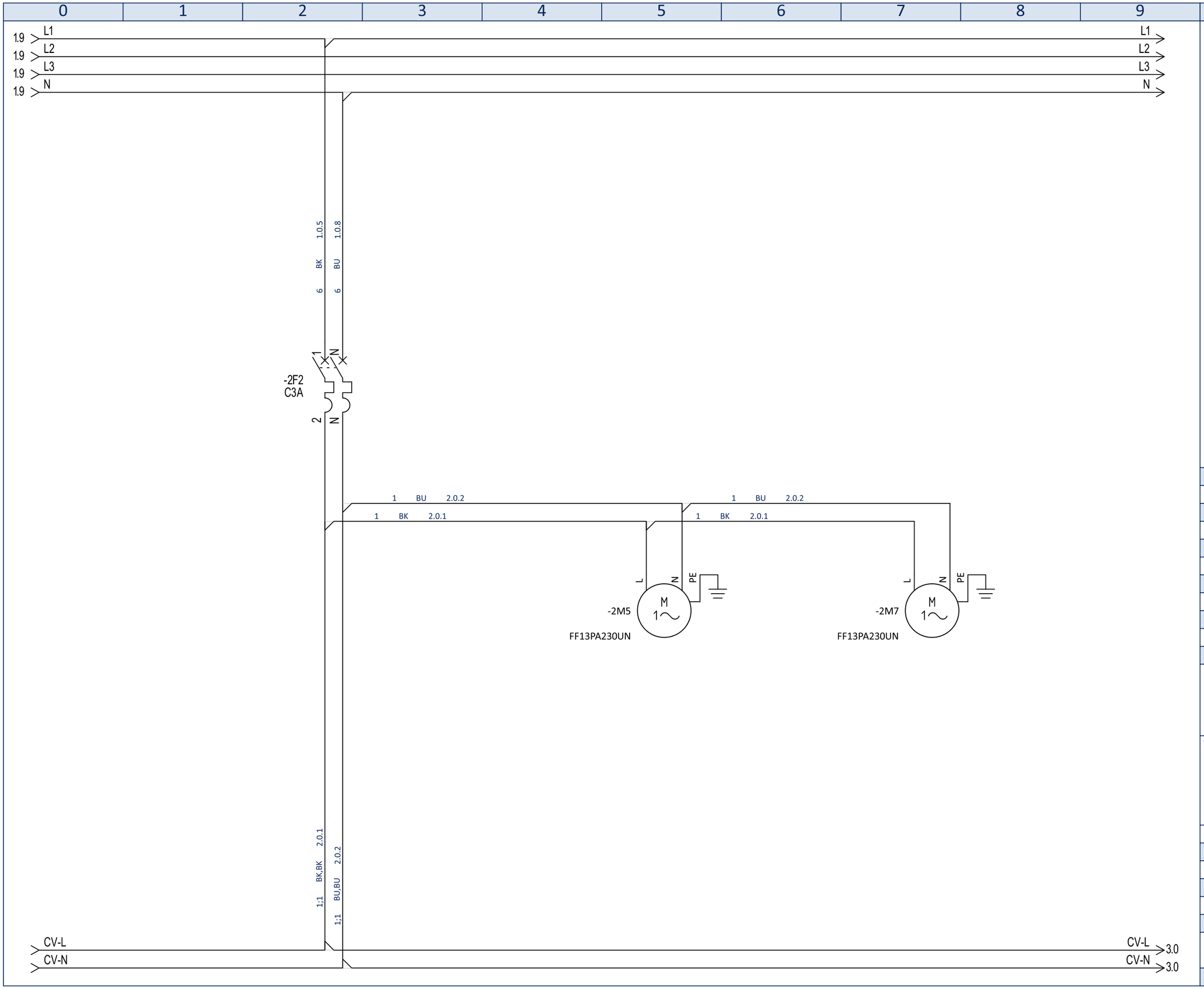

Notes

REV	DATE	DESCRIPTION	DRN	CHK

Aquaservice

TITLE:
AquaUV Pool Line
AQS-PL60
400V 3L+N 50Hz
230Vac Circuit and Fans

Project:

CUSTOMER: -

REFERENCE: -

FUNCTION: =PCM

LOCATION:

DRAWING N°: AQS-PL60_Pool_400V3LN REV: X00

PROPRIETARY AND CONFIDENTIAL
THE INFORMATION CONTAINED IN THIS DRAWING IS THE SOLE PROPERTY OF THE MANUFACTURER. ANY REPRODUCTION IN PART OR AS A WHOLE WITHOUT THE WRITTEN PERMISSION OF THE MANUFACTURER IS PROHIBITED.

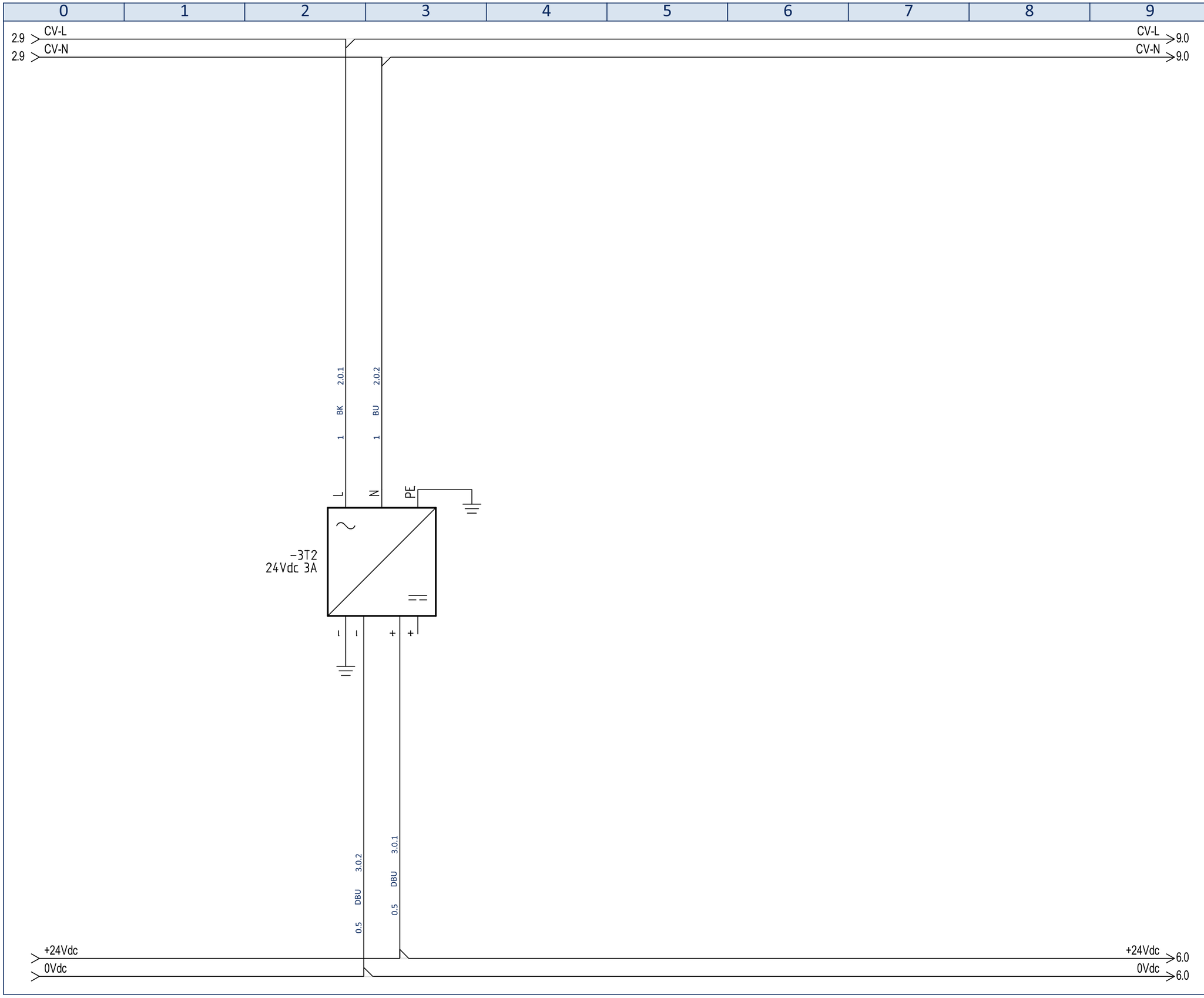

Notes

REV	DATE	DESCRIPTION	DRN	CHK

Aquaservice

TITLE:
AquaUV Pool Line
AQS-PL60
400V 3L+N 50Hz
24Vdc Circuit

Project:

CUSTOMER: -

REFERENCE: -

FUNCTION: =PCM

LOCATION:

DRAWING N°: AQS-PL60_Pool_400V3LN REV: X00

PROPRIETARY AND CONFIDENTIAL
THE INFORMATION CONTAINED IN THIS DRAWING IS THE SOLE PROPERTY OF THE MANUFACTURER. ANY REPRODUCTION IN PART OR AS A WHOLE WITHOUT THE WRITTEN PERMISSION OF THE MANUFACTURER IS PROHIBITED.

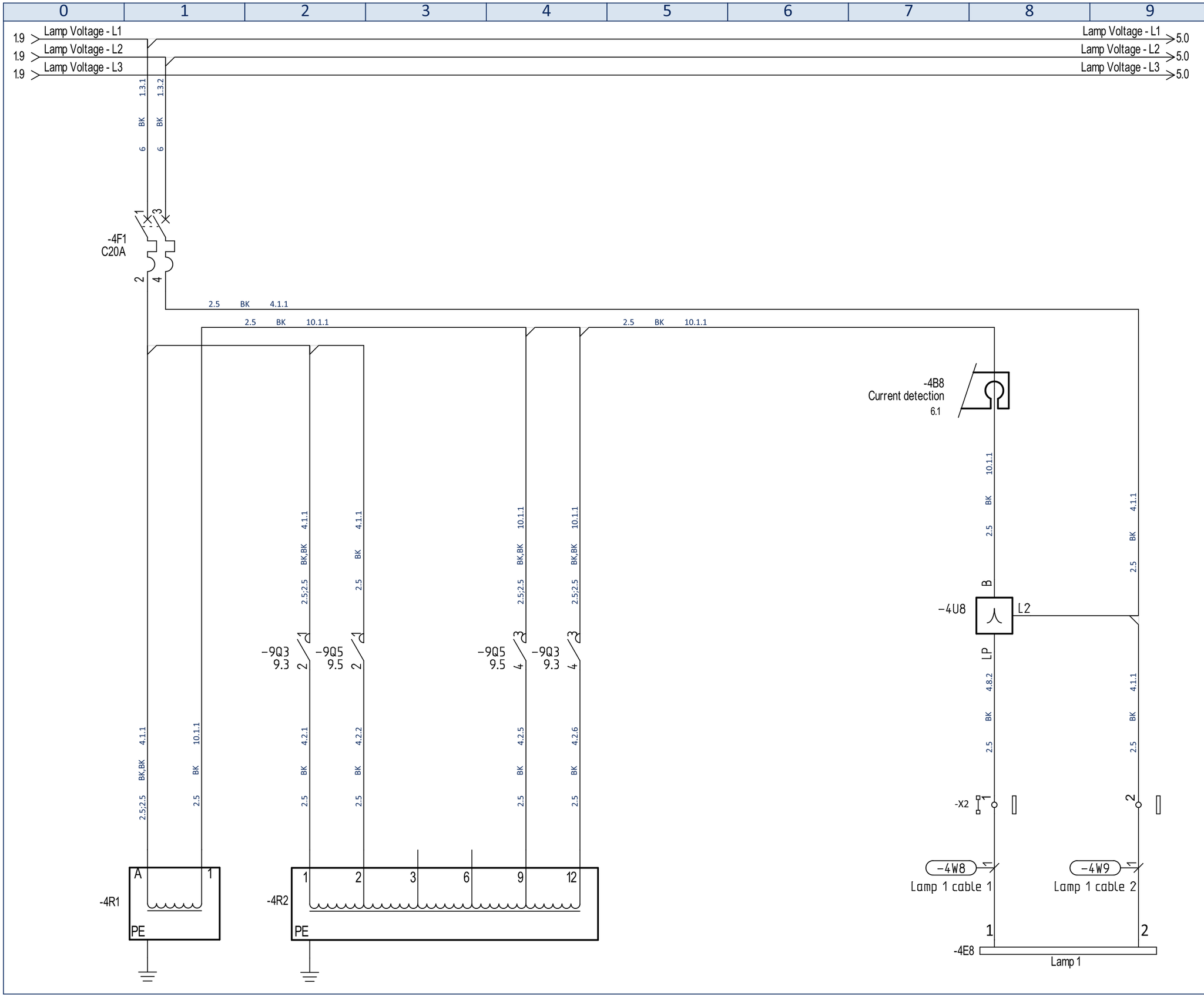

Notes

REV	DATE	DESCRIPTION	DRN	CHK

Aquaservice

TITLE:
AquaUV Pool Line
AQS-PL60
400V 3L+N 50Hz
Lamp 1 Circuit

Project:

CUSTOMER: -

REFERENCE: -

FUNCTION: =PCM

LOCATION:

DRAWING N°: AQS-PL60_Pool_400V3LN REV: X00

PROPRIETARY AND CONFIDENTIAL
THE INFORMATION CONTAINED IN THIS DRAWING IS THE SOLE PROPERTY OF THE MANUFACTURER. ANY REPRODUCTION IN PART OR AS A WHOLE WITHOUT THE WRITTEN PERMISSION OF THE MANUFACTURER IS PROHIBITED.

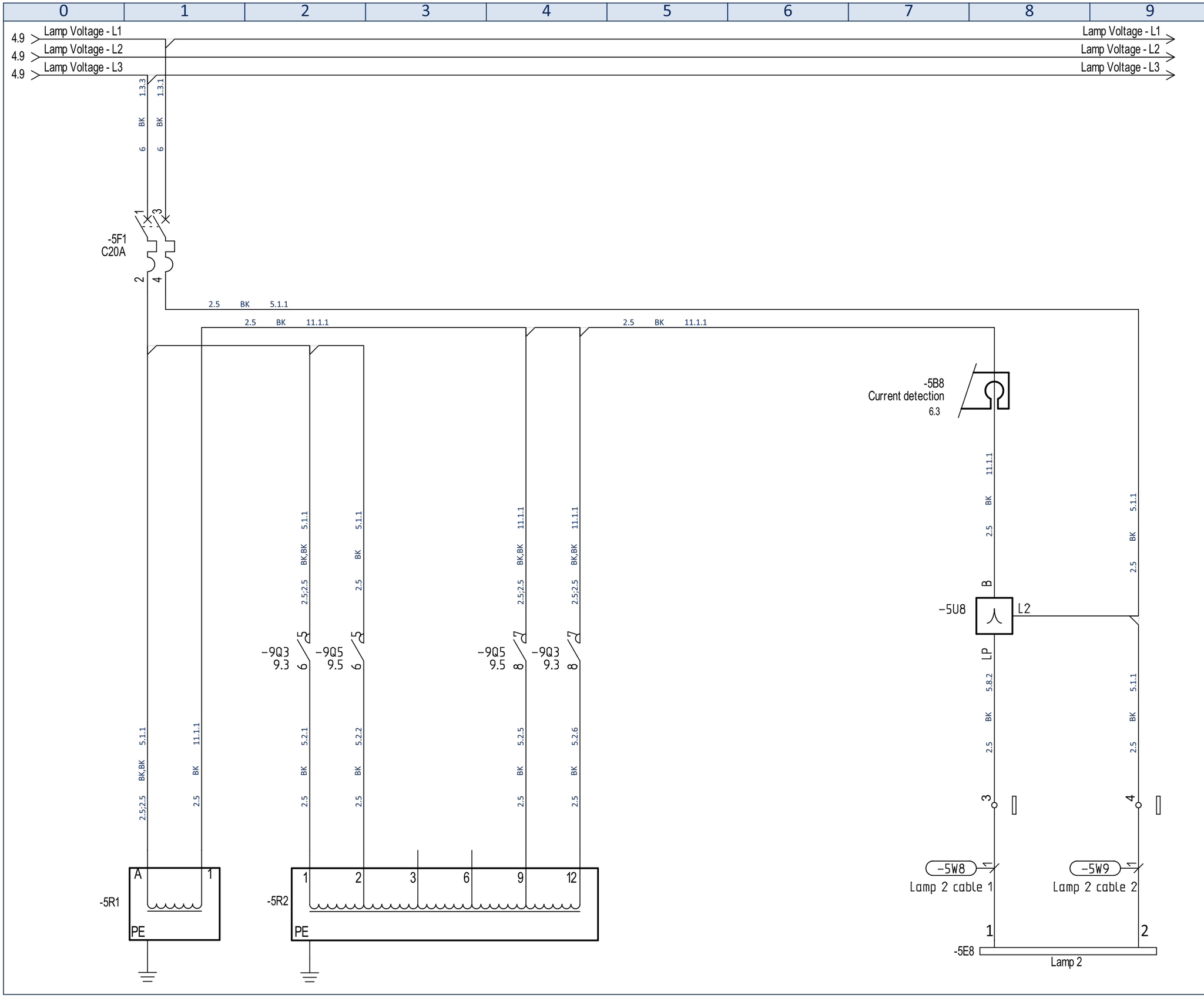

Notes

REV	DATE	DESCRIPTION	DRN	CHK

Aquaservice

TITLE:
AquaUV Pool Line
AQS-PL60
400V 3L+N 50Hz
Lamp 2 Circuit

Project:

CUSTOMER: -

REFERENCE: -

FUNCTION: =PCM

LOCATION:

DRAWING N°: AQS-PL60_Pool_400V3LN REV: X00

PROPRIETARY AND CONFIDENTIAL
THE INFORMATION CONTAINED IN THIS DRAWING IS THE SOLE PROPERTY OF THE MANUFACTURER. ANY REPRODUCTION IN PART OR AS A WHOLE WITHOUT THE WRITTEN PERMISSION OF THE MANUFACTURER IS PROHIBITED.

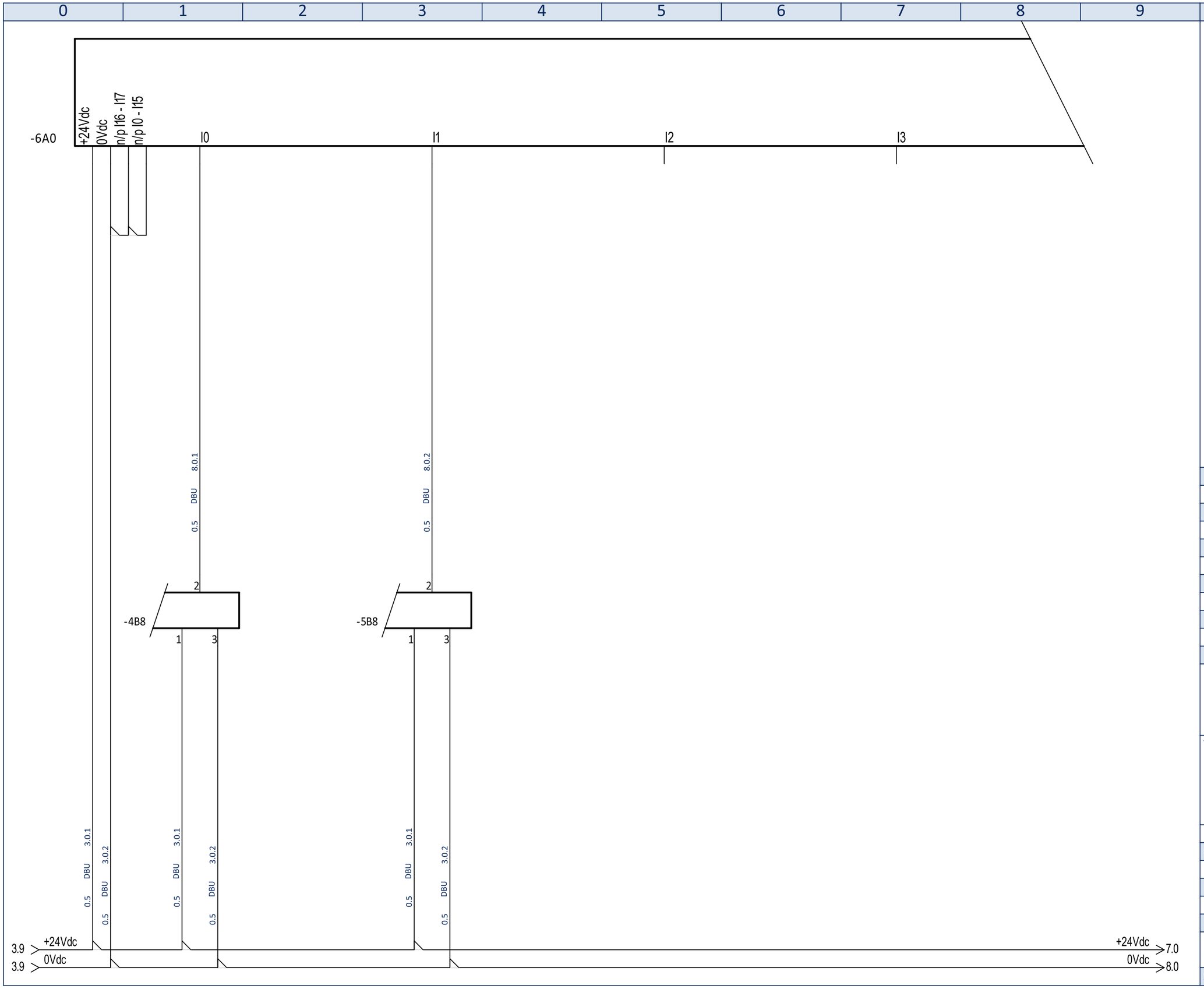

Notes

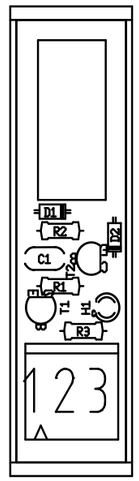

REV	DATE	DESCRIPTION	DRN	CHK

Aquaservice

TITLE:
AquaUV Pool Line
AQS-PL60
400V 3L+N 50Hz
Pool Controller Supply & Current Detection

Project:

CUSTOMER: -

REFERENCE: -

FUNCTION: =PCM

LOCATION:

DRAWING N°: AQS-PL60_Pool_400V3LN REV: X00

PROPRIETARY AND CONFIDENTIAL
THE INFORMATION CONTAINED IN THIS DRAWING IS THE SOLE PROPERTY OF THE MANUFACTURER. ANY REPRODUCTION IN PART OR AS A WHOLE WITHOUT THE WRITTEN PERMISSION OF THE MANUFACTURER IS PROHIBITED.



Notes

REV	DATE	DESCRIPTION	DRN	CHK

Aquaservice

TITLE:

AquaUV Pool Line

AQS-PL60

400V 3L+N 50Hz

Pool Controller Remote Inputs & Cabinet Temp.

Project:

CUSTOMER: -

REFERENCE: -

FUNCTION: =PCM

LOCATION:

DRAWING N°: AQS-PL60_Pool_400V3LN REV: X00

PROPRIETARY AND CONFIDENTIAL

THE INFORMATION CONTAINED IN THIS DRAWING IS THE SOLE PROPERTY OF THE MANUFACTURER. ANY REPRODUCTION IN PART OR AS A WHOLE WITHOUT THE WRITTEN PERMISSION OF THE MANUFACTURER IS PROHIBITED.

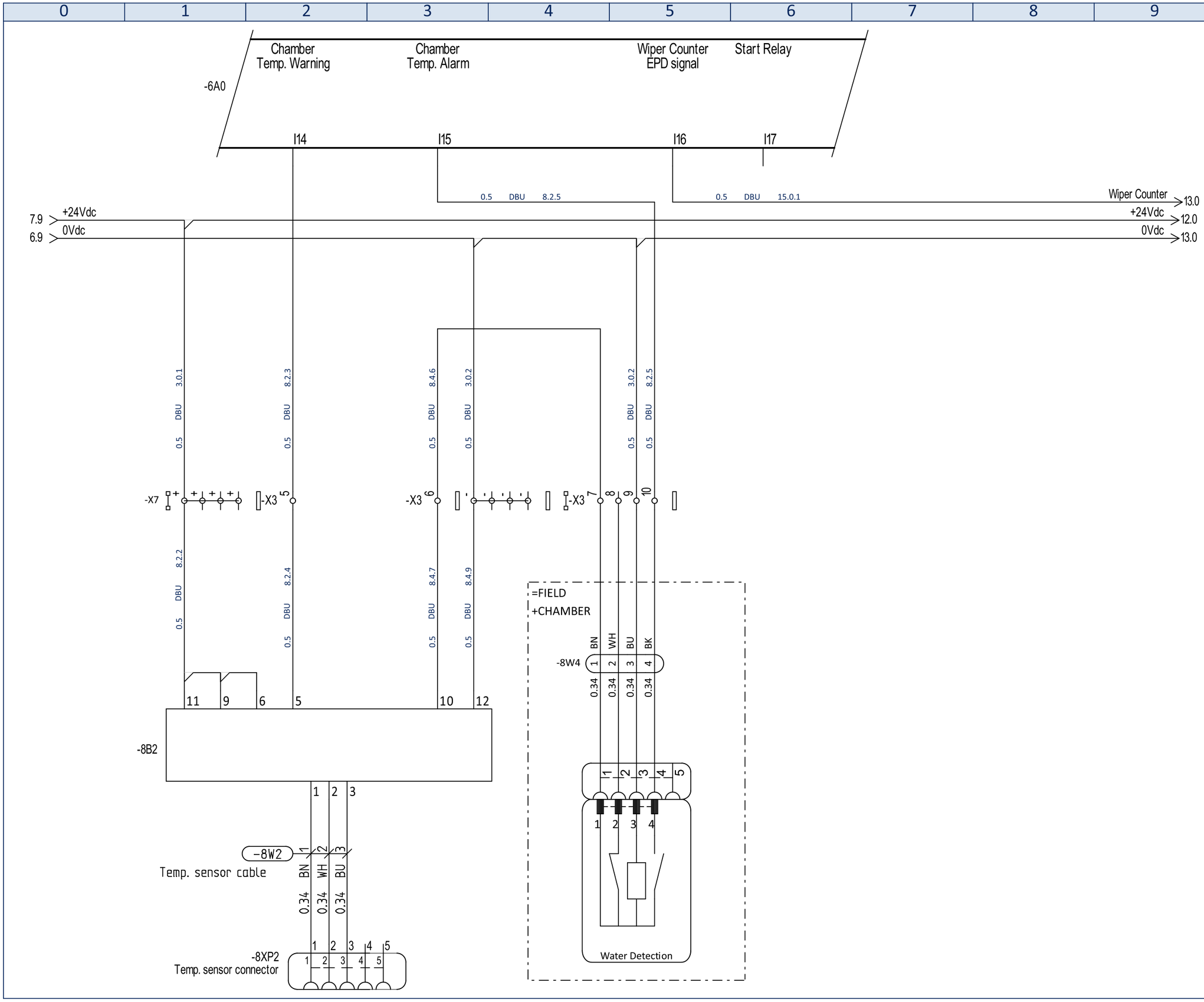

Notes

REV	DATE	DESCRIPTION	DRN	CHK

Aquaservice

TITLE:
AquaUV Pool Line
AQS-PL60
400V 3L+N 50Hz
Pool Controller Chamber Temp. & Wiper Counter

Project:

CUSTOMER: -

REFERENCE: -

FUNCTION: =PCM

LOCATION:

DRAWING N°: AQS-PL60_Pool_400V3LN REV: X00

PROPRIETARY AND CONFIDENTIAL
THE INFORMATION CONTAINED IN THIS DRAWING IS THE SOLE PROPERTY OF THE MANUFACTURER. ANY REPRODUCTION IN PART OR AS A WHOLE WITHOUT THE WRITTEN PERMISSION OF THE MANUFACTURER IS PROHIBITED.

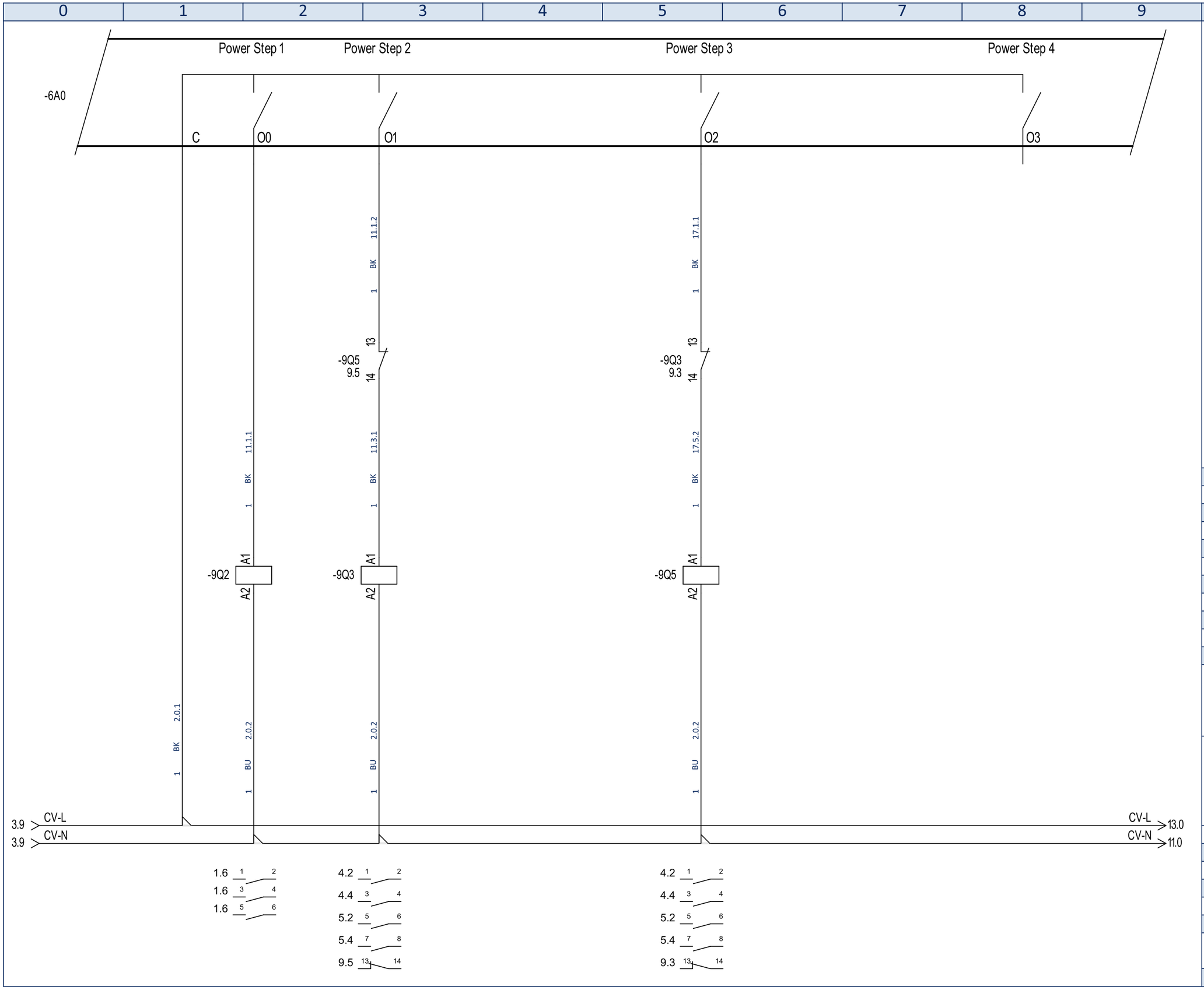

Notes

REV	DATE	DESCRIPTION	DRN	CHK

Aquaservice

TITLE:
AquaUV Pool Line
AQS-PL60
400V 3L+N 50Hz
Pool Controller Power Steps

Project:

CUSTOMER: -

REFERENCE: -

FUNCTION: =PCM

LOCATION:

DRAWING N°: AQS-PL60_Pool_400V3LN REV: X00

PROPRIETARY AND CONFIDENTIAL
THE INFORMATION CONTAINED IN THIS DRAWING IS THE SOLE PROPERTY OF THE MANUFACTURER. ANY REPRODUCTION IN PART OR AS A WHOLE WITHOUT THE WRITTEN PERMISSION OF THE MANUFACTURER IS PROHIBITED.



Notes

REV	DATE	DESCRIPTION	DRN	CHK

Aquaservice

TITLE:
AquaUV Pool Line
AQS-PL60
400V 3L+N 50Hz
Pool Controller Potential Free Contacts

Project:

CUSTOMER: -

REFERENCE: -

FUNCTION: =PCM

LOCATION:

DRAWING N°: AQS-PL60_Pool_400V3LN REV: X00

PROPRIETARY AND CONFIDENTIAL
THE INFORMATION CONTAINED IN THIS DRAWING IS THE SOLE PROPERTY OF THE MANUFACTURER. ANY REPRODUCTION IN PART OR AS A WHOLE WITHOUT THE WRITTEN PERMISSION OF THE MANUFACTURER IS PROHIBITED.

0	1	2	3	4	5	6	7	8	9

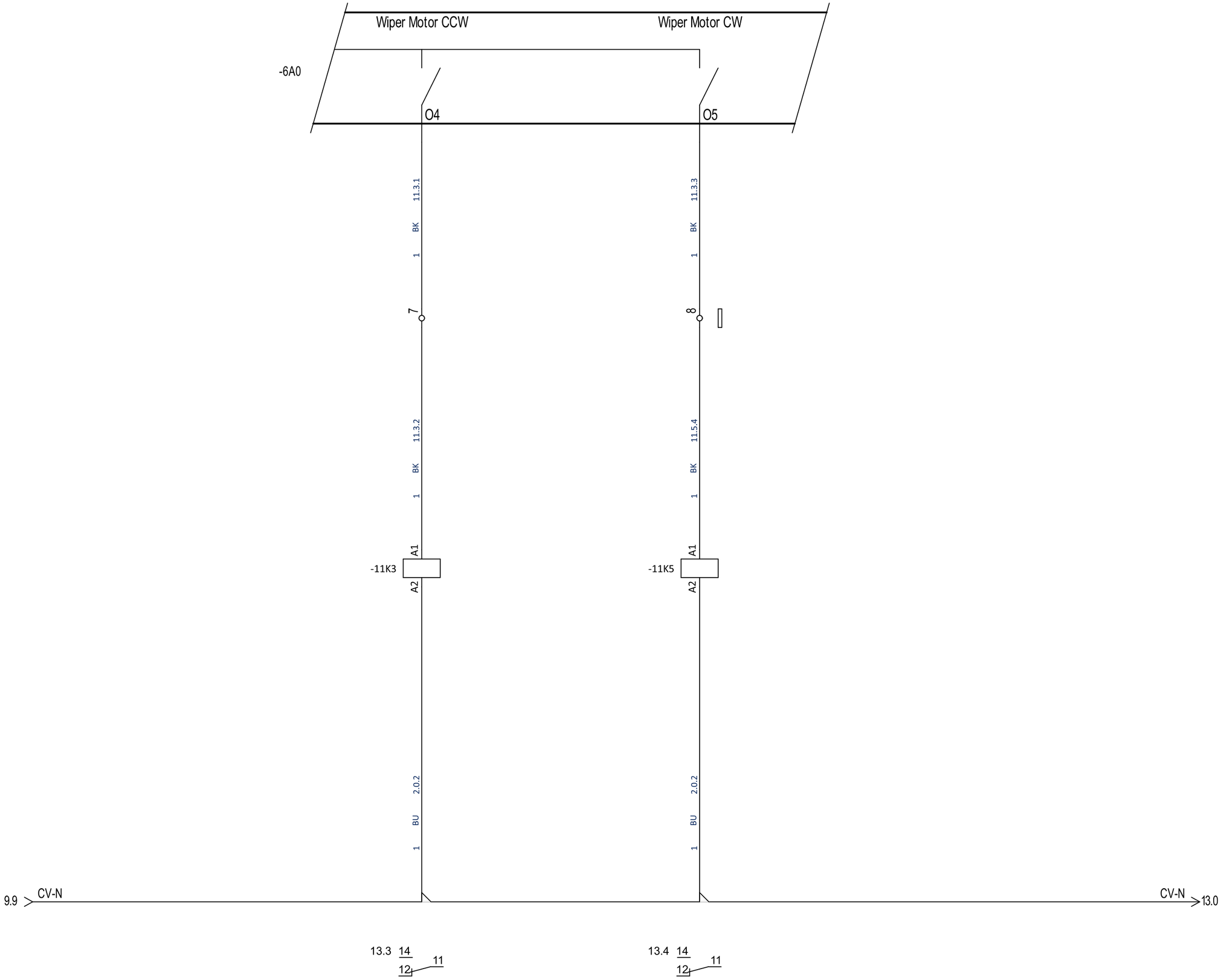

Notes

REV	DATE	DESCRIPTION	DRN	CHK

Aquaservice

TITLE:
AquaUV Pool Line
AQS-PL60
400V 3L+N 50Hz
Pool Controller Wiper Relais

Project:

CUSTOMER: -

REFERENCE: -

FUNCTION: =PCM

LOCATION:

DRAWING N°: AQS-PL60_Pool_400V3LN REV: X00

PROPRIETARY AND CONFIDENTIAL
THE INFORMATION CONTAINED IN THIS DRAWING IS THE SOLE PROPERTY OF THE MANUFACTURER. ANY REPRODUCTION IN PART OR AS A WHOLE WITHOUT THE WRITTEN PERMISSION OF THE MANUFACTURER IS PROHIBITED.

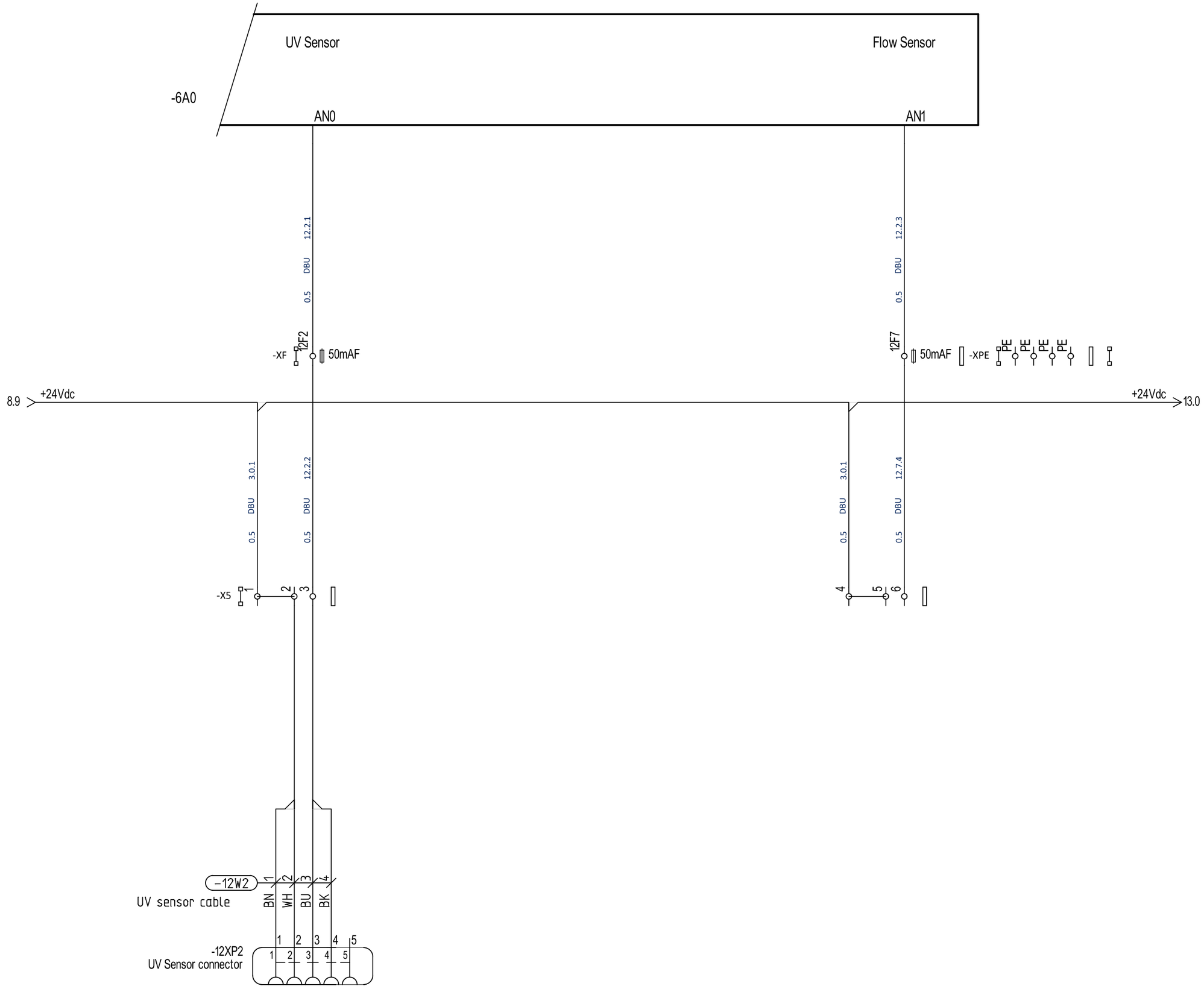

Notes

REV	DATE	DESCRIPTION	DRN	CHK

Aquaservice

TITLE:
AquaUV Pool Line
AQS-PL60
400V 3L+N 50Hz
Pool Controller UV Sensor & Flow Sensor Input

Project:

CUSTOMER: -

REFERENCE: -

FUNCTION: =PCM

LOCATION:

DRAWING N°: AQS-PL60_Pool_400V3LN REV: X00

PROPRIETARY AND CONFIDENTIAL
THE INFORMATION CONTAINED IN THIS DRAWING IS THE SOLE PROPERTY OF THE MANUFACTURER. ANY REPRODUCTION IN PART OR AS A WHOLE WITHOUT THE WRITTEN PERMISSION OF THE MANUFACTURER IS PROHIBITED.

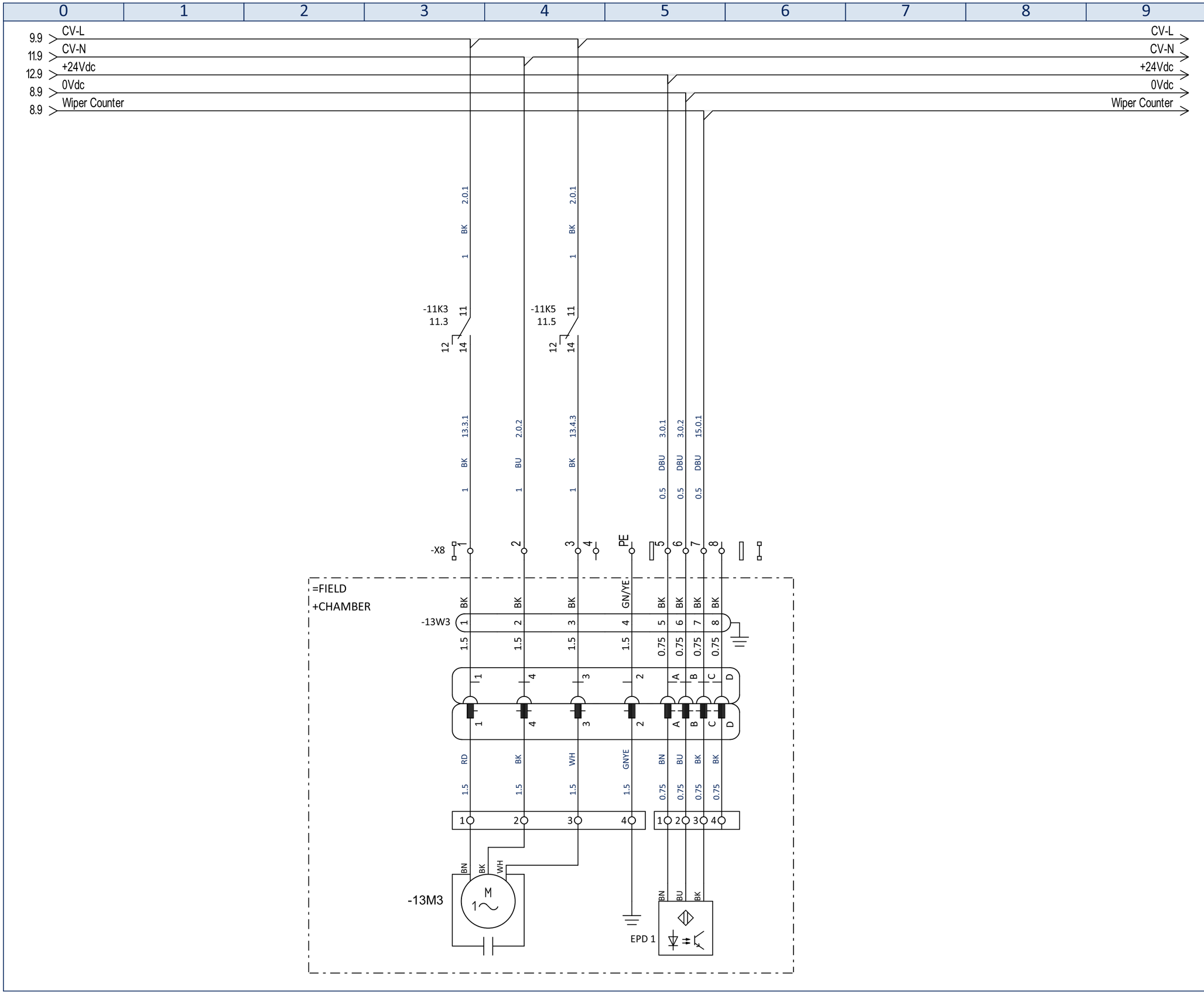

Notes

REV	DATE	DESCRIPTION	DRN	CHK

Aquaservice

TITLE:
AquaUV Pool Line
AQS-PL60
400V 3L+N 50Hz
Wiper Control Circuit

Project:

CUSTOMER: -

REFERENCE: -

FUNCTION: =PCM

LOCATION:

DRAWING N°: AQS-PL60_Pool_400V3LN REV: X00

PROPRIETARY AND CONFIDENTIAL
THE INFORMATION CONTAINED IN THIS DRAWING IS THE SOLE PROPERTY OF THE MANUFACTURER. ANY REPRODUCTION IN PART OR AS A WHOLE WITHOUT THE WRITTEN PERMISSION OF THE MANUFACTURER IS PROHIBITED.

Function(=)/Location(+)	Connection 1	Section	Core	Color	Connection 2	Cable	Description	Type	Cable Type	Page	Path
=FIELD	=PCM-X2:1:2	2.5	1	BK	=CHAMBER-4E8:1	-4W8	Lamp 1 cable 1	1119952	ÖLFLEX® CLASSIC 110 2x2.5	4	8
=FIELD	=PCM-X2:2:2	2.5	1	BK	=CHAMBER-4E8:2	-4W9	Lamp 1 cable 2	1119952	ÖLFLEX® CLASSIC 110 2x2.5	4	9
=FIELD	=PCM-X2:3:2	2.5	1	BK	=CHAMBER-5E8:1	-5W8	Lamp 2 cable 1	1119952	ÖLFLEX® CLASSIC 110 2x2.5	5	8
=FIELD	=PCM-X2:4:2	2.5	1	BK	=CHAMBER-5E8:2	-5W9	Lamp 2 cable 2	1119952	ÖLFLEX® CLASSIC 110 2x2.5	5	9
=FIELD	=PCM-8B2:1	0.34	1	BN	=CHAMBER-8XP2:1	-8W2	Temp. sensor cable	22260457	AB-C4- 5,0PUR-M12FS-SH	8	2
=FIELD	=PCM-8B2:2	0.34	2	WH	=CHAMBER-8XP2:2	-8W2	Temp. sensor cable	22260457	AB-C4- 5,0PUR-M12FS-SH	8	2
=FIELD	=PCM-8B2:3	0.34	3	BU	=CHAMBER-8XP2:3	-8W2	Temp. sensor cable	22260457	AB-C4- 5,0PUR-M12FS-SH	8	2
=FIELD	=PCM-X5:3.2:E1	0.34	1	BN	=CHAMBER-12XP2:1	-12W2	UV sensor cable	22260457	AB-C4- 5,0PUR-M12FS-SH	12	2
=FIELD	=PCM-X5:3.2:E1	0.34	2	WH	=CHAMBER-12XP2:2	-12W2	UV sensor cable	22260457	AB-C4- 5,0PUR-M12FS-SH	12	2
=FIELD	=PCM-X5:4.3:E1	0.34	3	BU	=CHAMBER-12XP2:3	-12W2	UV sensor cable	22260457	AB-C4- 5,0PUR-M12FS-SH	12	2
=FIELD	=PCM-X5:4.3:E1	0.34	4	BK	=CHAMBER-12XP2:4	-12W2	UV sensor cable	22260457	AB-C4- 5,0PUR-M12FS-SH	12	2

DRAWING N°: 400V 3L+N REVISION: 50Hz CREATED BY: C32A ON: 4200W LATEST REVISION BY: MAS080602 REVISION DATE: 800 x 600 x 210 mm APPROVED BY: Painted Steel

LOCATION:

FUNCTION: =FIELD

Function(=)/Location(+)	Connection 1	Section	Core	Color	Connection 2	Cable	Description	Type	Cable Type	Page	Path
=FIELD +CHAMBER	=PCM-X3:6.7:E1	0.34	1	BN	=CHAMBER+CHAMBER-XJ1:1	-8W4	Water Detectie Cable	7038887	Lif9YC11Y 5 x 0.34	8	4
=FIELD +CHAMBER	=PCM-X3:6.8:E2	0.34	2	WH	=CHAMBER+CHAMBER-XJ1:2	-8W4	Water Detectie Cable	7038887	Lif9YC11Y 5 x 0.34	8	5
=FIELD +CHAMBER	=PCM-X3:7.9:E1	0.34	3	BU	=CHAMBER+CHAMBER-XJ1:3	-8W4	Water Detectie Cable	7038887	Lif9YC11Y 5 x 0.34	8	5
=FIELD +CHAMBER	=PCM-X3:7.10:E2	0.34	4	BK	=CHAMBER+CHAMBER-XJ1:4	-8W4	Water Detectie Cable	7038887	Lif9YC11Y 5 x 0.34	8	5
=FIELD +CHAMBER	=PCM-X8:2.1:E1	1.5	1	BK	=FIELD+CHAMBER-XJ:1	-13W3		7072404	Servo cable 4 G 1,5 + 2 x (2 x 0,75)	13	3
=FIELD +CHAMBER	=PCM-X8:2.2:E2	1.5	2	BK	=FIELD+CHAMBER-XJ:4	-13W3		7072404	Servo cable 4 G 1,5 + 2 x (2 x 0,75)	13	4
=FIELD +CHAMBER	=PCM-X8:3.3:E1	1.5	3	BK	=FIELD+CHAMBER-XJ:3	-13W3		7072404	Servo cable 4 G 1,5 + 2 x (2 x 0,75)	13	4
=FIELD +CHAMBER	=PCM-X8:4.PE:E1	1.5	4	GN/YE	=FIELD+CHAMBER-XJ:2	-13W3		7072404	Servo cable 4 G 1,5 + 2 x (2 x 0,75)	13	5
=FIELD +CHAMBER	=PCM-X8:6.5:E1	0.75	5	BK	=FIELD+CHAMBER-XJ:A	-13W3		7072404	Servo cable 4 G 1,5 + 2 x (2 x 0,75)	13	5
=FIELD +CHAMBER	=PCM-X8:6.6:E2	0.75	6	BK	=FIELD+CHAMBER-XJ:B	-13W3		7072404	Servo cable 4 G 1,5 + 2 x (2 x 0,75)	13	5
=FIELD +CHAMBER	=PCM-X8:7.7:E1	0.75	7	BK	=FIELD+CHAMBER-XJ:C	-13W3		7072404	Servo cable 4 G 1,5 + 2 x (2 x 0,75)	13	5
=FIELD +CHAMBER	=PCM-X8:7.8:E2	0.75	8	BK	=FIELD+CHAMBER-XJ:D	-13W3		7072404	Servo cable 4 G 1,5 + 2 x (2 x 0,75)	13	5

DRAWING N°: 400V 3L+N REVISION: 50Hz CREATED BY: C32A ON: 4200W LATEST REVISION BY: MAS080602 REVISION DATE: 800 x 600 x 210 mm APPROVED BY: Painted Steel

LOCATION: +CHAMBER

FUNCTION: =FIELD

Aquaservice

PROPRIETARY AND CONFIDENTIAL

THE INFORMATION CONTAINED IN THIS DRAWING IS THE SOLE PROPERTY OF THE MANUFACTURER. ANY REPRODUCTION IN PART OR AS A WHOLE WITHOUT THE WRITTEN PERMISSION OF THE MANUFACTURER IS PROHIBITED.

Customer: -

Reference: -

Product Group: AquaUV Pool Line

Model: AQS-PL60

Project:

Description: Cable wire list

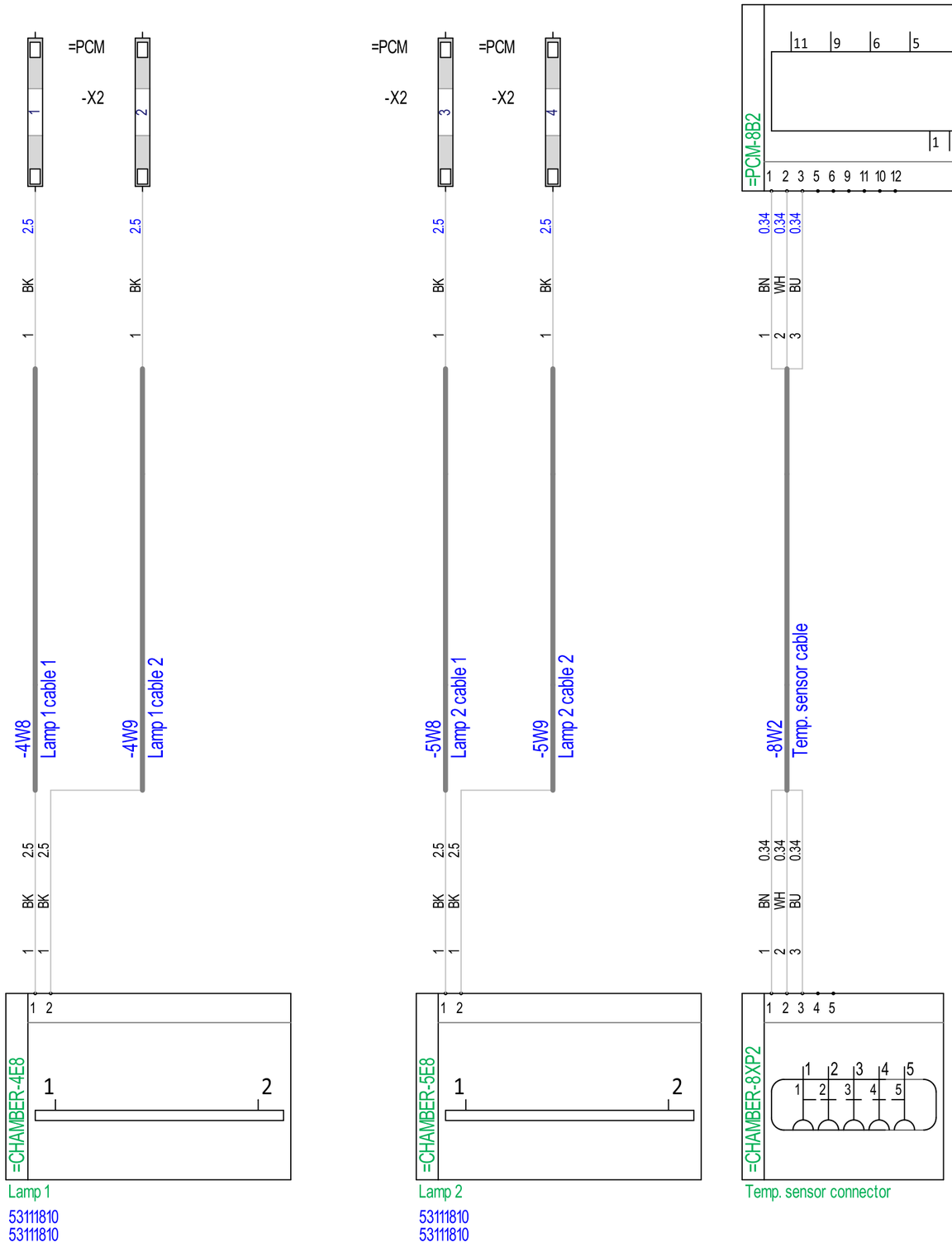

Notes

REV	DATE	DESCRIPTION	DRN	CHK

Aquaservice

TITLE:
AquaUV Pool Line
AQS-PL60
400V 3L+N 50Hz
Cable-terminal connection list

Project:

CUSTOMER: -

REFERENCE: -

FUNCTION: =FIELD

LOCATION:

DRAWING N°: AQS-PL60_Pool_400V3LN REV: X00

PROPRIETARY AND CONFIDENTIAL
THE INFORMATION CONTAINED IN THIS DRAWING IS THE SOLE PROPERTY OF THE MANUFACTURER. ANY REPRODUCTION IN PART OR AS A WHOLE WITHOUT THE WRITTEN PERMISSION OF THE MANUFACTURER IS PROHIBITED.



0	1	2	3	4	5	6	7	8	9	Notes

REV	DATE	DESCRIPTION	DRN	CHK

Aquaservice

TITLE:
AquaUV Pool Line
AQS-PL60
400V 3L+N 50Hz
Cable-terminal connection list

Project:

CUSTOMER: -

REFERENCE: -

FUNCTION: =FIELD

LOCATION:

DRAWING N°: AQS-PL60_Pool_400V3LN REV: X00

PROPRIETARY AND CONFIDENTIAL
THE INFORMATION CONTAINED IN THIS DRAWING IS THE SOLE PROPERTY OF THE MANUFACTURER. ANY REPRODUCTION IN PART OR AS A WHOLE WITHOUT THE WRITTEN PERMISSION OF THE MANUFACTURER IS PROHIBITED.

0	1	2	3	4	5	6	7	8	9

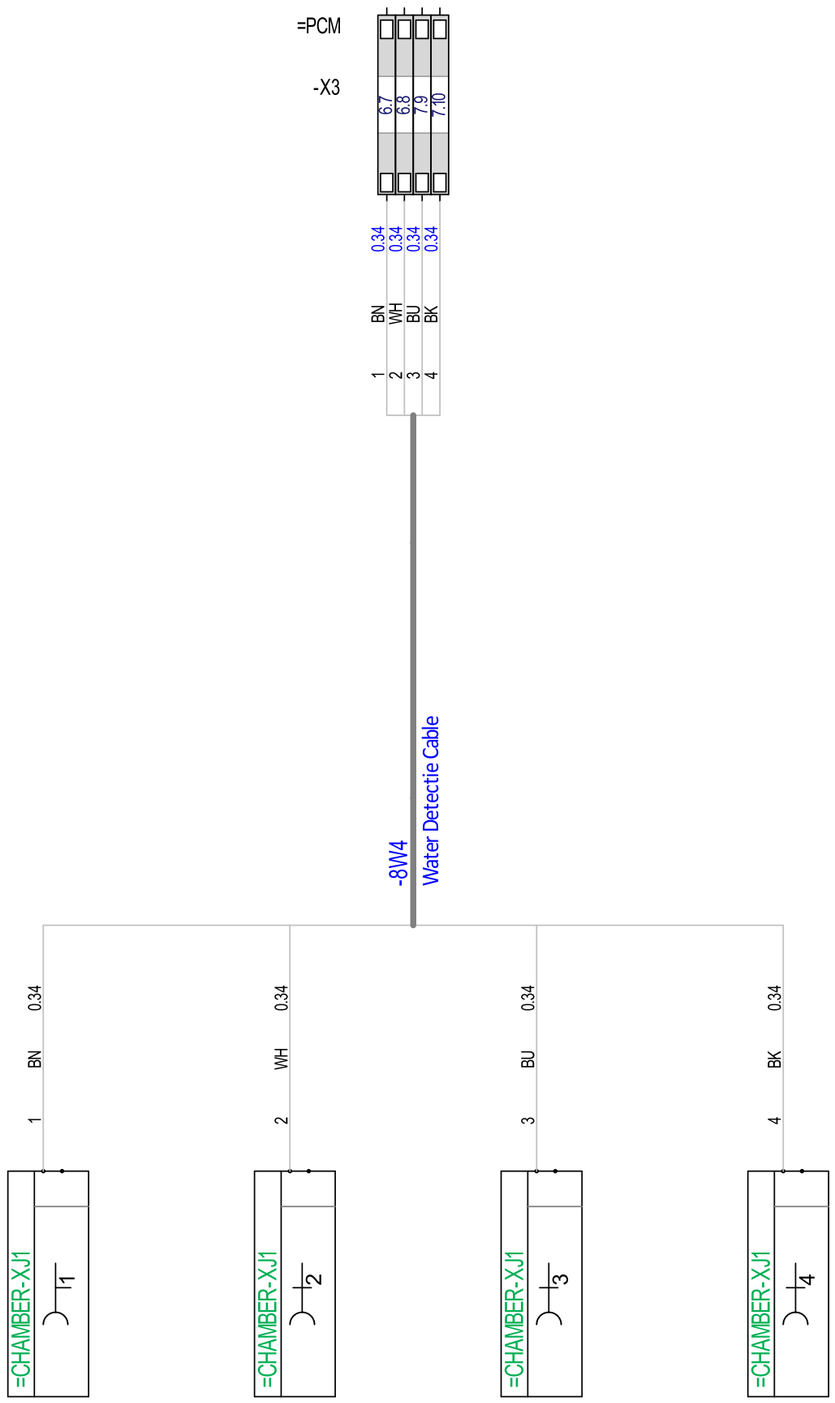

Notes

REV	DATE	DESCRIPTION	DRN	CHK

Aquaservice

TITLE:
AquaUV Pool Line
AQS-PL60
400V 3L+N 50Hz
Cable-terminal connection list

Project:

CUSTOMER: -

REFERENCE: -

FUNCTION: =FIELD

LOCATION: +CHAMBER

DRAWING N°: AQS-PL60_Pool_400V3LN REV: X00

PROPRIETARY AND CONFIDENTIAL
THE INFORMATION CONTAINED IN THIS DRAWING IS THE SOLE PROPERTY OF THE MANUFACTURER. ANY REPRODUCTION IN PART OR AS A WHOLE WITHOUT THE WRITTEN PERMISSION OF THE MANUFACTURER IS PROHIBITED.

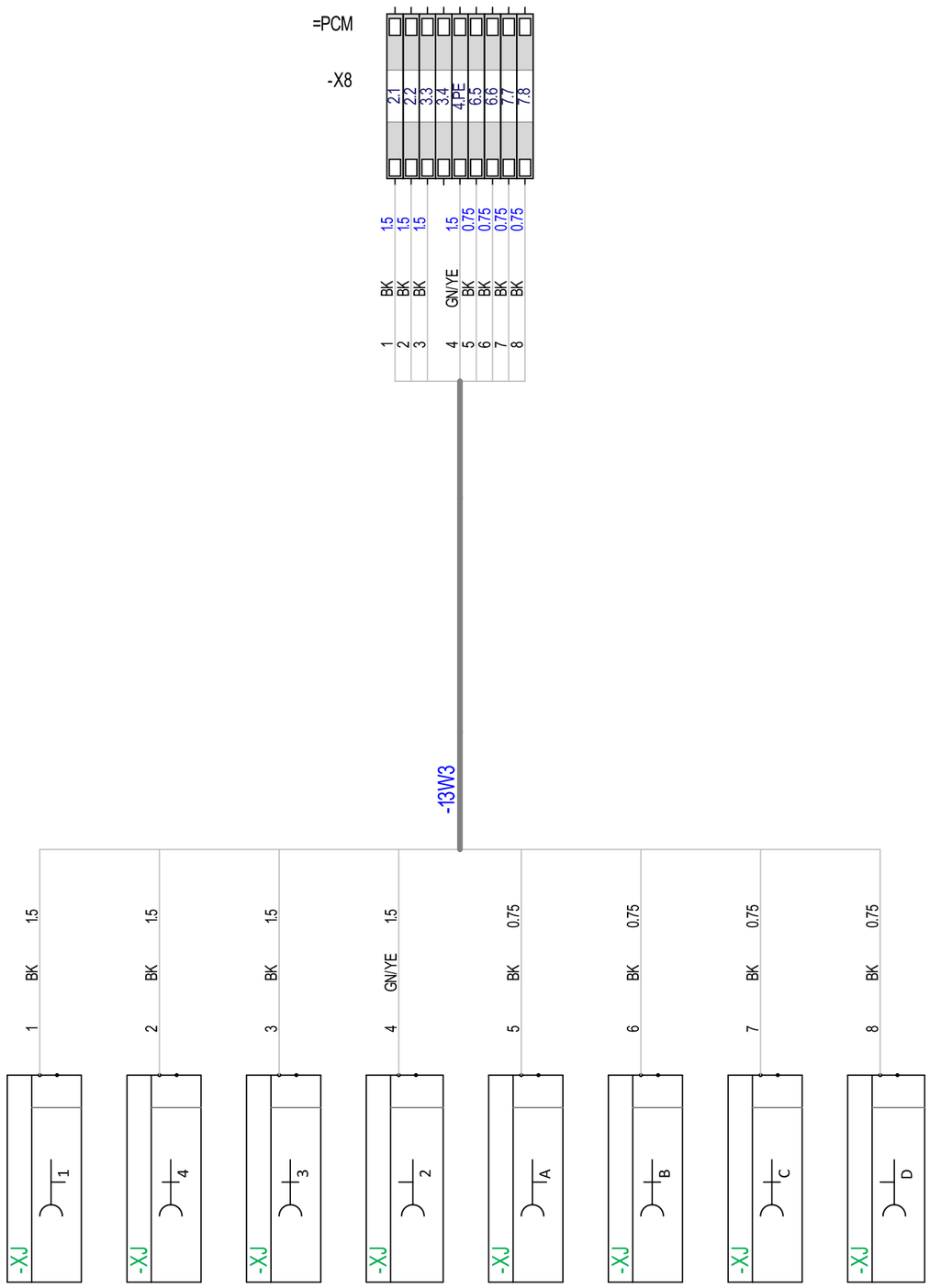

Notes

REV	DATE	DESCRIPTION	DRN	CHK

Aquaservice

TITLE:
AquaUV Pool Line
AQS-PL60
400V 3L+N 50Hz
Cable-terminal connection list

Project:

CUSTOMER: -

REFERENCE: -

FUNCTION: =FIELD

LOCATION: +CHAMBER

DRAWING N°: AQS-PL60_Pool_400V3LN REV: X00

PROPRIETARY AND CONFIDENTIAL
THE INFORMATION CONTAINED IN THIS DRAWING IS THE SOLE PROPERTY OF THE MANUFACTURER. ANY REPRODUCTION IN PART OR AS A WHOLE WITHOUT THE WRITTEN PERMISSION OF THE MANUFACTURER IS PROHIBITED.

Part List

QTY.	PART NUMBER	TYPE	DESCRIPTION	Order ID	MANUFACTURER	SUPPLIED BY
1.00	100.05.0001	100.05.0001	Bracket for Temp. Controller ED6	100.05.0001	bestUV	bestUV
1.00	220.03.0000	JZ20-R31	Jazz 20 R31	JZ20-R31	Unitronics	bestUV
2.00	221.01.0000	221.01.0000	Current Detector LP/MP	221.01.0000	bestUV	bestUV
1.00	223.01.0024	ED6	ED6	Temperature Controller ED6	Hanyoung Nux	bestUV
2.00	240.30.0900	240.30.0900	Ballast 300/600/1000W	240.30.0900	bestUV	bestUV
2.00	240.30.1200	240.30.1200.	Ballast 1200W	240.30.1200	bestUV	bestUV
2.00	245.20.2000	140497	Z 2000S/400V	140497	Vossloh Schwabe	bestUV
520.00	200.00.0035	1210006	DIN Rail NS35	1210006	Phoenix Contact	Panel Builder
1.00	210.MAS.0806021	MAS0806021	Cabinet 800x600x210	8713574128255	Eldon	Panel Builder
2.00	214.01.2020	FF13PA230UN	Fan & Filter 230V 50/60Hz 84/100 m³/h	FF13PA230UN	Fandis	Panel Builder
2.00	214.02.2020	FF13U	Cabinet Filter	FF13U	Fandis	Panel Builder
1.00	223.01.0001	0687900000	FM 4/TS35	0687900000	Weidmuller	Panel Builder
1.00	230.S201.C3NA	S201-C3NA	Circuit Breaker C3A 1P+N 6kA	2CDS251103R0034	ABB	Panel Builder
2.00	230.S202.C20	S202-C20	Circuit Breaker C20A 2P 6kA	2CDS252001R0204	ABB	Panel Builder
2.00	231.00.0050	179020.0,05	Miniature Fuse-link 5x20 50mA F	179020.0,05	Siba	Panel Builder
1.00	240.60.0024.3A	1469470000	PRO ECO 72W 24V 3A	1469470000	Weidmuller	Panel Builder
4.00	250.AF09400013	AF09-40-00-13 (3*1)	Contactor 4KW 4P 100-250VAC/DC	1SBL137201R1300	ABB	Panel Builder
1.00	250.AF30300013	AF30-30-00-13 (1*3)	Contactor 15kW 3P M 1A M 230Vac	1SBL277001R1300	ABB	Panel Builder
4.00	250.CA4.01	1SBN010110R1001	CA4-01 Auxiliary Contact Block NC	1SBN010110R1001	ABB	Panel Builder
2.00	250.DRI.230VAC.1CO	2576160000	DRIKITP 230VAC 1CO LD/PB	2576160000	Weidmuller	Panel Builder
3.00	250.VM4	VM4	VM4 Mechanical Lock	1SBN030105T1000	ABB	Panel Builder
1.00	251.OHYS2RJ	OHYS2RJ	OHYS2RJ	1SCA105323R1001	ABB	Panel Builder
1.00	251.OT63FT3	OT63FT3	OT63FT3	1SCA105382R1001	ABB	Panel Builder
1.00	251.OTPL80FD	OTPL80FD	OTPL80FD	1SCA105451R1001	ABB	Panel Builder
1.00	261.11.0000	EC 16	Bracket For Cabinet Clixon	31020	Schnabl	Panel Builder
1.00	261.11.0050	2455RP 9100-433 L50C	2455RP 9100-433 L50C	Klixon 50C	Honeywell	Panel Builder
1.00	261.11.0060	2455RP 9100-434 L60C	2455RP 9100-434 L60C	Klixon 60C	Honeywell	Panel Builder
12.00	263.00.WEW35	1061200000	WEW 35/2	1061200000	Weidmuller	Panel Builder
1.00	263.01.0002	1712311001	KLBUE 4-13.5 SC	1712311001	Weidmuller	Panel Builder
1.00	263.25.WAP	1050000000	WAP 2.5-10	1050000000	Weidmuller	Panel Builder
4.00	263.25.ZAP	1608740000	ZAP/TW 1	1608740000	Weidmuller	Panel Builder
13.00	263.25.ZDK.GESCH	1674300000	ZDK 2.5	1674300000	Weidmuller	Panel Builder
3.00	263.25.ZDK.PE	1690000000	ZDK 2.5PE	1690000000	Weidmuller	Panel Builder
13.00	263.25.ZDK.VERB	1689990000	ZDK 2.5V	1689990000	Weidmuller	Panel Builder
11.00	263.25.ZDK.ZAP	1674730000	ZAP/TW ZDK2.5	1674730000	Weidmuller	Panel Builder
4.00	263.25.ZDU	1608510000	ZDU 2.5	1608510000	Weidmuller	Panel Builder
2.00	263.60.KL.ZEK.5X20	1011000000	WSI 6	1011000000	Weidmuller	Panel Builder
1.00	263.60.ZAP	1608830000	ZAP/TW 5	1608830000	Weidmuller	Panel Builder
4.00	263.60.ZDU	1608620000	ZDU 6	1608620000	Weidmuller	Panel Builder
2.00	263.60.ZPE	1608670000	ZPE 6	1608670000	Weidmuller	Panel Builder
10.00	302.01.0005	22260457	AB-C4- 5,0PUR-M12FS-SH	22260457	Lapp	Panel Builder
0.00	303.415.2205.HF	7072404	Motor cable 4 G 1,5 + 2 x (2 x 0,75)	7072404	Lapp	Panel Builder
20.00	310.00.2250	1119952	ÖLFLEX® CLASSIC 110 2x2.5	1119952	Lapp	Panel Builder
0.00	310.00.4034	7038887	UNITRONIC® SENSOR FD	7038887	Lapp	Panel Builder
7.00	450.01.0016	53111410	SKINTOP® ST-M M16 x 1.5	53111410	Lapp	Panel Builder
2.00	450.01.0025	53111430	SKINTOP® ST-M M25 x 1.5	53111430	Lapp	Panel Builder
13.00	450.02.0016	53119013	SKINTOP® GMP-GL-M M16 x 1.5	53119013	Lapp	Panel Builder
2.00	450.02.0025	53119033	SKINTOP® GMP-GL-M M25 x 1.5	53119033	Lapp	Panel Builder

DRAWING N°: 400V 3L+N REVISION: 50Hz CREATED BY: C32A ON: 4200W LATEST REVISION BY: MAS0806021 REVISION DATE: 800 x 600 x 210 mmAPPROVED BY: Painted Steel

Aquaservice

PROPRIETARY AND CONFIDENTIAL
THE INFORMATION CONTAINED IN THIS DRAWING IS THE SOLE PROPERTY OF THE MANUFACTURER. ANY REPRODUCTION IN PART OR AS A WHOLE WITHOUT THE WRITTEN PERMISSION OF THE MANUFACTURER IS PROHIBITED.

Customer: -
Reference: -

Product Group: AquaUV Pool Line
Model: AQS-PL60

Project:
Description: BOM, simple

Part List

QTY.	PART NUMBER	TYPE	DESCRIPTION	Order ID	MANUFACTURER	SUPPLIED BY
6.00	450.03.0016	52006610	SKINDICHT® BLK-M16	52006610	Lapp	Panel Builder
4.00	450.05.0016	53111810	SKINTOP® BS-M M16 with strain relief	53111810	Lapp	Panel Builder

DRAWING N°: 400V 3L+N REVISION: 50Hz CREATED BY: C32A ON: 4200W LATEST REVISION BY: MAS080602 REVISION DATE: 800 x 600 x 210 mm APPROVED BY: Painted Steel

Aquaservice

PROPRIETARY AND CONFIDENTIAL

THE INFORMATION CONTAINED IN THIS DRAWING IS THE SOLE PROPERTY OF THE MANUFACTURER. ANY REPRODUCTION IN PART OR AS A WHOLE WITHOUT THE WRITTEN PERMISSION OF THE MANUFACTURER IS PROHIBITED.

Customer: -

Reference: -

Product Group: AquaUV Pool Line

Model: AQS-PL60

Project:

Description: BOM, simple

Bill of Materials

PROPRIETARY AND CONFIDENTIAL
THE INFORMATION CONTAINED IN THIS DRAWING IS THE SOLE PROPERTY OF THE MANUFACTURER. ANY REPRODUCTION IN PART OR AS A WHOLE WITHOUT THE WRITTEN PERMISSION OF THE MANUFACTURER IS PROHIBITED.

Component	QTY.	PART NUMBER	DESCRIPTION	TYPE	MANUFACTURER	APPROVALS
-4E8	2.00	450.05.0016	SKINTOP® BS-M M16 with strain relief	53111810	Lapp	
-5E8	2.00	450.05.0016	SKINTOP® BS-M M16 with strain relief	53111810	Lapp	

Bill of Materials

PROPRIETARY AND CONFIDENTIAL
THE INFORMATION CONTAINED IN THIS DRAWING IS THE SOLE PROPERTY OF THE MANUFACTURER. ANY REPRODUCTION IN PART OR AS A WHOLE WITHOUT THE WRITTEN PERMISSION OF THE MANUFACTURER IS PROHIBITED.

Component	QTY.	PART NUMBER	DESCRIPTION	TYPE	MANUFACTURER	APPROVALS
-4W8	5.00	310.00.2250	ÖLFLEX® CLASSIC 110 2x2.5	1119952	Lapp	
-4W9	5.00	310.00.2250	ÖLFLEX® CLASSIC 110 2x2.5	1119952	Lapp	
-5W8	5.00	310.00.2250	ÖLFLEX® CLASSIC 110 2x2.5	1119952	Lapp	
-5W9	5.00	310.00.2250	ÖLFLEX® CLASSIC 110 2x2.5	1119952	Lapp	
-8W2	5.00	302.01.0005	AB-C4- 5,0PUR-M12FS-SH	22260457	Lapp	IEC 61076-2-101, UL
-12W2	5.00	302.01.0005	AB-C4- 5,0PUR-M12FS-SH	22260457	Lapp	IEC 61076-2-101, UL

Aquaservice

Bill of Materials

PROPRIETARY AND CONFIDENTIAL
THE INFORMATION CONTAINED IN THIS DRAWING IS THE SOLE PROPERTY OF THE MANUFACTURER. ANY REPRODUCTION IN PART OR AS A WHOLE WITHOUT THE WRITTEN PERMISSION OF THE MANUFACTURER IS PROHIBITED.

Component	QTY.	PART NUMBER	DESCRIPTION	TYPE	MANUFACTURER	APPROVALS
-8W4	1.00	310.00.4034	UNITRONIC® SENSOR FD	7038887	Lapp	CE, UR, UL
-13W3	1.00	303.415.2205.HF	Motor cable 4 G 1,5 + 2 x (2 x 0,75)	7072404	Lapp	

Bill of Materials

PROPRIETARY AND CONFIDENTIAL
THE INFORMATION CONTAINED IN THIS DRAWING IS THE SOLE PROPERTY OF THE MANUFACTURER. ANY REPRODUCTION IN PART OR AS A WHOLE WITHOUT THE WRITTEN PERMISSION OF THE MANUFACTURER IS PROHIBITED.

Component	QTY.	PART NUMBER	DESCRIPTION	TYPE	MANUFACTURER	APPROVALS
-Q6	1.00	250.CA4.01	CA4-01 Auxiliary Contact Block NC	1SBN010110R1001	ABB	
-Q6	1.00	250.AF09400013	Contactor 4KW 4P 100-250VAC/DC	AF09-40-00-13 (3*1)	ABB	
-Q6	1.00	250.VM4	VM4 Mechanical Lock	VM4	ABB	
-Q7	1.00	250.CA4.01	CA4-01 Auxiliary Contact Block NC	1SBN010110R1001	ABB	
-Q7	1.00	250.AF09400013	Contactor 4KW 4P 100-250VAC/DC	AF09-40-00-13 (3*1)	ABB	
-Q7	1.00	250.VM4	VM4 Mechanical Lock	VM4	ABB	
-R3	1.00	214.02.2020	Cabinet Filter	FF13U	Fandis	CE, UL E237844, CSA
-R4	1.00	214.02.2020	Cabinet Filter	FF13U	Fandis	CE, UL E237844, CSA
-U23	1.00	210.MAS.0806021	Cabinet 800x600x210	MAS0806021	Eldon	
-U24	1.00	261.11.0000	Bracket For Cabinet Clixon	EC 16	Schnabl	
-U28	520.00	200.00.0035	DIN Rail NS35	1210006	Phoenix Contact	
-W1	1.00	450.01.0025	SKINTOP® ST-M M25 x 1.5	53111430	Lapp	
-W1	1.00	450.02.0025	SKINTOP® GMP-GL-M M25 x 1.5	53119033	Lapp	
-W2	4.00	450.01.0016	SKINTOP® ST-M M16 x 1.5	53111410	Lapp	
-W2	4.00	450.02.0016	SKINTOP® GMP-GL-M M16 x 1.5	53119013	Lapp	
-W3	6.00	450.03.0016	SKINDICHT® BLK-M16	52006610	Lapp	
-W3	6.00	450.02.0016	SKINTOP® GMP-GL-M M16 x 1.5	53119013	Lapp	
-W5	1.00	450.01.0016	SKINTOP® ST-M M16 x 1.5	53111410	Lapp	
-W5	1.00	450.02.0016	SKINTOP® GMP-GL-M M16 x 1.5	53119013	Lapp	
-W6	1.00	450.01.0016	SKINTOP® ST-M M16 x 1.5	53111410	Lapp	
-W6	1.00	450.02.0016	SKINTOP® GMP-GL-M M16 x 1.5	53119013	Lapp	
-W8	1.00	450.01.0025	SKINTOP® ST-M M25 x 1.5	53111430	Lapp	
-W8	1.00	450.02.0025	SKINTOP® GMP-GL-M M25 x 1.5	53119033	Lapp	
-W9	1.00	450.01.0016	SKINTOP® ST-M M16 x 1.5	53111410	Lapp	
-W9	1.00	450.02.0016	SKINTOP® GMP-GL-M M16 x 1.5	53119013	Lapp	
-X	1.00	263.01.0002	KLBUE 4-13.5 SC	1712311001	Weidmuller	EAC
-X1	1.00	263.00.WEW35	WEW 35/2	1061200000	Weidmuller	
-X1	4.00	263.60.ZDU	ZDU 6	1608620000	Weidmuller	CE, CSA, CURUSEX, DNV, EAC, GERM. LLOYDS, IEC EX, INMETRO, ATEX-KEMA, KEMA KEUR, LLOYDS REG., MARIT REG, RINA, UR
-X1	2.00	263.60.ZPE	ZPE 6	1608670000	Weidmuller	CE, CSA, CURUSEX, DNV, EAC, GERM. LLOYDS, IEC EX, INMETRO, ATEX-KEMA, KEMA KEUR, LLOYDS REG., MARIT REG, RINA, UR
-X1	1.00	263.60.ZAP	ZAP/TW 5	1608830000	Weidmuller	
-X2	1.00	263.00.WEW35	WEW 35/2	1061200000	Weidmuller	
-X2	4.00	263.25.ZDU	ZDU 2.5	1608510000	Weidmuller	CE, CSA, CURUSEX, DNV, EAC, GERM. LLOYDS, IEC EX, INMETRO, ATEX-KEMA, KEMA KEUR, LLOYDS REG., MARIT REG, RINA, UR

Aquaservice

Bill of Materials

PROPRIETARY AND CONFIDENTIAL
THE INFORMATION CONTAINED IN THIS DRAWING IS THE SOLE PROPERTY OF THE MANUFACTURER. ANY REPRODUCTION IN PART OR AS A WHOLE WITHOUT THE WRITTEN PERMISSION OF THE MANUFACTURER IS PROHIBITED.

Component	QTY.	PART NUMBER	DESCRIPTION	TYPE	MANUFACTURER	APPROVALS
-X2	4.00	263.25.ZAP	ZAP/TW 1	1608740000	Weidmuller	
-X3	1.00	263.00.WEW35	WEW 35/2	1061200000	Weidmuller	
-X3	5.00	263.25.ZDK.GESCH	ZDK 2.5	1674300000	Weidmuller	CE, CSA, DB, DNV, EAC, GERM. LLOYDS, IEC EX, ATEX KEMA, KEMA KEUR, UR
-X3	2.00	263.25.ZDK.ZAP	ZAP/TW ZDK2.5	1674730000	Weidmuller	
-X4	1.00	263.00.WEW35	WEW 35/2	1061200000	Weidmuller	
-X4	4.00	263.25.ZDK.GESCH	ZDK 2.5	1674300000	Weidmuller	CE, CSA, DB, DNV, EAC, GERM. LLOYDS, IEC EX, ATEX KEMA, KEMA KEUR, UR
-X4	2.00	263.25.ZDK.ZAP	ZAP/TW ZDK2.5	1674730000	Weidmuller	
-X5	1.00	263.00.WEW35	WEW 35/2	1061200000	Weidmuller	
-X5	2.00	263.25.ZDK.ZAP	ZAP/TW ZDK2.5	1674730000	Weidmuller	
-X5	6.00	263.25.ZDK.VERB	ZDK 2.5V	1689990000	Weidmuller	CE, CSA, DNV, EAC, ATEX KEMA, KEMA KEUR, UR
-X7	2.00	263.00.WEW35	WEW 35/2	1061200000	Weidmuller	
-X7	2.00	263.25.ZDK.ZAP	ZAP/TW ZDK2.5	1674730000	Weidmuller	
-X7	7.00	263.25.ZDK.VERB	ZDK 2.5V	1689990000	Weidmuller	CE, CSA, DNV, EAC, ATEX KEMA, KEMA KEUR, UR
-X8	2.00	263.00.WEW35	WEW 35/2	1061200000	Weidmuller	
-X8	4.00	263.25.ZDK.GESCH	ZDK 2.5	1674300000	Weidmuller	CE, CSA, DB, DNV, EAC, GERM. LLOYDS, IEC EX, ATEX KEMA, KEMA KEUR, UR
-X8	2.00	263.25.ZDK.ZAP	ZAP/TW ZDK2.5	1674730000	Weidmuller	
-X8	1.00	263.25.ZDK.PE	ZDK 2.5PE	1690000000	Weidmuller	CE, CSA, DNV, EAC, IEC EX, ATEX KEMA, KEMA KEUR, UR
-XF	2.00	263.60.KL.ZEK.5X20	WSI 6	1011000000	Weidmuller	CE, CSA, DNV, EAC, KEMA KEUR, LLOYDS, N, UR
-XF	1.00	263.25.WAP	WAP 2.5-10	1050000000	Weidmuller	
-XF	1.00	263.00.WEW35	WEW 35/2	1061200000	Weidmuller	
-XF	2.00	231.00.0050	Miniature Fuse-link 5x20 50mA F	179020.0,05	Siba	UL 248-14, CSA C22.2 No. 248.14
-XPE	2.00	263.00.WEW35	WEW 35/2	1061200000	Weidmuller	
-XPE	1.00	263.25.ZDK.ZAP	ZAP/TW ZDK2.5	1674730000	Weidmuller	
-XPE	2.00	263.25.ZDK.PE	ZDK 2.5PE	1690000000	Weidmuller	CE, CSA, DNV, EAC, IEC EX, ATEX KEMA, KEMA KEUR, UR
-1Q1	1.00	251.OHYS2RJ	OHYS2RJ	OHYS2RJ	ABB	
-1Q1	1.00	251.OT63FT3	OT63FT3	OT63FT3	ABB	UL 508. CSA 22-2 No.14, IEC 60947-3
-1Q1	1.00	251.OTPL80FD	OTPL80FD	OTPL80FD	ABB	UL 508. CSA 22-2 No.14, IEC 60947-3
-2F2	1.00	230.S201.C3NA	Circuit Breaker C3A 1P+N 6kA	S201-C3NA	ABB	
-2M5	1.00	214.01.2020	Fan & Filter 230V 50/60Hz 84/100 m³/h	FF13PA230UN	Fandis	CE, UL E237844, CSA
-2M7	1.00	214.01.2020	Fan & Filter 230V 50/60Hz 84/100 m³/h	FF13PA230UN	Fandis	CE, UL E237844, CSA
-3T2	1.00	240.60.0024.3A	PRO ECO 72W 24V 3A	1469470000	Weidmuller	UL
-4B8	1.00	221.01.0000	Current Detector LP/MP	221.01.0000	bestUV	
-4F1	1.00	230.S202.C20	Circuit Breaker C20A 2P 6kA	S202-C20	ABB	

Aquaservice

Bill of Materials

PROPRIETARY AND CONFIDENTIAL
THE INFORMATION CONTAINED IN THIS DRAWING IS THE SOLE PROPERTY OF THE MANUFACTURER. ANY REPRODUCTION IN PART OR AS A WHOLE WITHOUT THE WRITTEN PERMISSION OF THE MANUFACTURER IS PROHIBITED.

Component	QTY.	PART NUMBER	DESCRIPTION	TYPE	MANUFACTURER	APPROVALS
-4R1	1.00	240.30.1200	Ballast 1200W	240.30.1200.	bestUV	
-4R2	1.00	240.30.0900	Ballast 300/600/1000W	240.30.0900	bestUV	
-4U8	1.00	245.20.2000	Z 2000S/400V	140497	Vossloh Schwabe	
-5B8	1.00	221.01.0000	Current Detector LP/MP	221.01.0000	bestUV	
-5F1	1.00	230.S202.C20	Circuit Breaker C20A 2P 6kA	S202-C20	ABB	
-5R1	1.00	240.30.1200	Ballast 1200W	240.30.1200.	bestUV	
-5R2	1.00	240.30.0900	Ballast 300/600/1000W	240.30.0900	bestUV	
-5U8	1.00	245.20.2000	Z 2000S/400V	140497	Vossloh Schwabe	
-6A0	1.00	220.03.0000	Jazz 20 R31	JZ20-R31	Unitronics	
-7B2	1.00	261.11.0050	2455RP 9100-433 L50C	2455RP 9100-433 L50C	Honeywell	UL, CSA
-7B3	1.00	261.11.0060	2455RP 9100-434 L60C	2455RP 9100-434 L60C	Honeywell	UL, CSA
-8B2	1.00	223.01.0001	FM 4/TS35	0687900000	Weidmuller	
-8B2	1.00	100.05.0001	Bracket for Temp. Controller ED6	100.05.0001	bestUV	
-8B2	1.00	223.01.0024	ED6	ED6	Hanyoung Nux	
-9Q2	1.00	250.AF30300013	Contactor 15kW 3P M 1A M 230Vac	AF30-30-00-13 (1*3)	ABB	
-9Q3	1.00	250.CA4.01	CA4-01 Auxiliary Contact Block NC	1SBN010110R1001	ABB	
-9Q3	1.00	250.AF09400013	Contactor 4KW 4P 100-250VAC/DC	AF09-40-00-13 (3*1)	ABB	
-9Q3	1.00	250.VM4	VM4 Mechanical Lock	VM4	ABB	
-9Q5	1.00	250.CA4.01	CA4-01 Auxiliary Contact Block NC	1SBN010110R1001	ABB	
-9Q5	1.00	250.AF09400013	Contactor 4KW 4P 100-250VAC/DC	AF09-40-00-13 (3*1)	ABB	
-11K3	1.00	250.DRI.230VAC.1CO	DRIKITP 230VAC 1CO LD/PB	2576160000	Weidmuller	
-11K5	1.00	250.DRI.230VAC.1CO	DRIKITP 230VAC 1CO LD/PB	2576160000	Weidmuller	