WIRE COLORS

Black

AC and DC power circuits

Light blue



Neutral conductor

Green-Yellow

Ground conductor

Blue



DC control circuits

Orange

Excepted circuits

Red



AC control circuits

PROJECT DETAILS

PROJECT N°:	
CUSTOMER:	-
REFERENCE:	-

CONNECTION DETAILS

MAIN SUPPLY:	230V 1L+N
FREQUENCY:	50Hz
RECOMMENDED UPSTREAM FUSE:	C16A
CONNECTED POWER:	600W

ENCLOSURE DETAILS

TYPE:	MAS0604021
DIMENSIONS:	600 x 400 x 210 mm
MATERIAL:	Painted Steel
COLOR:	RAL 7035
IP RATING:	IP54
CABLE ENTRY:	Bottom Side

PROPRIETARY AND CONFIDENTIAL
THE INFORMATION CONTAINED IN THIS DRAWING IS THE SOLEPROPERTY OF THE MANUFACTURER. ANY REPRODUCTION IN PART OR AS A WHOLE WITHOUT THE WRITTEN PERMISSION OF THE MANUFACTURER IS PROHIBITED.

Index

PROPRIETARY AND CONFIDENTIAL
THE INFORMATION CONTAINED IN THIS DRAWING IS THE SOLE PROPERTY OF THE MANUFACTURER. ANY REPRODUCTION IN PART OR AS A WHOLE WITHOUT THE WRITTEN PERMISSION OF THE MANUFACTURER IS PROHIBITED.

SHEET SEQUENCE N°	SHEET N°	SECTION	DESCRIPTION	
1	1	Frontsheet	Project overview	
2	1	Index	Index	
3	1	Panel layout	External Layout Front, Side & Rear View	
4	2	Panel layout	External Layout Rear View	
5	3	Panel layout	Internal Layout	
6	4	Panel layout	Terminal Layout	
7	5	Panel layout	Terminal Layout	
8	1	Circuit Diagrams	Main Circuit	
9	2	Circuit Diagrams	230V Circuit & Fans	
10	3	Circuit Diagrams	24Vdc Circuit	
11	4	Circuit Diagrams	Lamp 1 Circuit	
12	5	Circuit Diagrams	Pool Controller Supply & Current Detection	
13	6	Circuit Diagrams	Pool Controller Remote Inputs & Cabinet Temp	
14	7	Circuit Diagrams	Pool Controller Chamber Temp & Water Detection	
15	8	Circuit Diagrams	Pool Controller Power Steps	
16	9	Circuit Diagrams	Pool Controller Potential Free Contacts	
17	10	Circuit Diagrams	Pool Controller Wiper Relays	
18	11	Circuit Diagrams	Pool Controller Analog Inputs	
19	12	Circuit Diagrams	Wiper Control Circuit	
20	1	Cable wire list	Cable wire list	
21	2	Cable wire list	Cable wire list	
22	1	Cable-terminal connection list	Cable-terminal connection list	
23	2	Cable-terminal connection list	Cable-terminal connection list	
24	3	Cable-terminal connection list	Cable-terminal connection list	

0	1	2	3	4	5	6	7	8	9	Notes

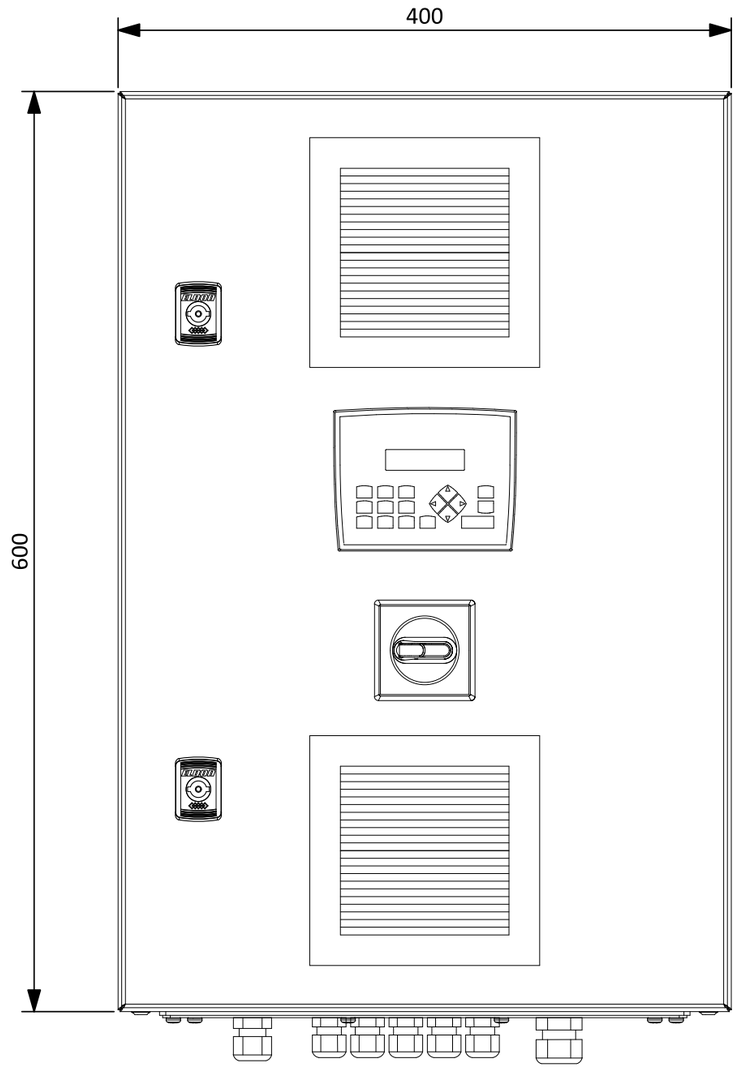

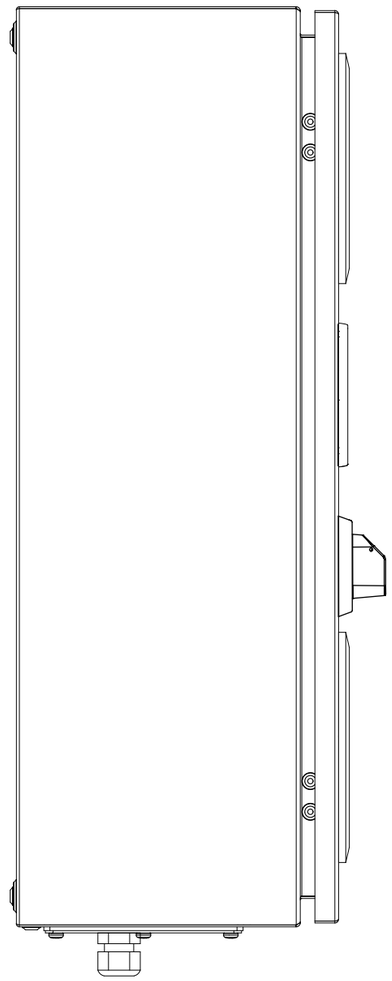

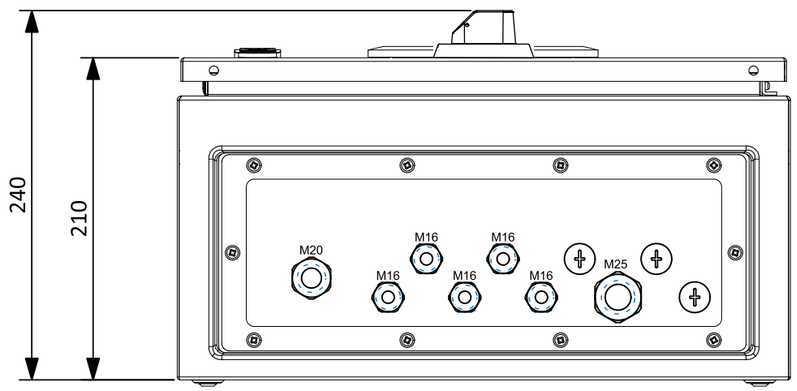

REV	DATE	DESCRIPTION	DRN	CHK

Aquaservice

TITLE:
AquaUV Pool Line
AQS-PL10
230V 1L+N 50Hz
External Layout Front, Side & Rear View

Project:

CUSTOMER: -

REFERENCE: -

FUNCTION: =PCM

LOCATION:

DRAWING N°: AQS-PL10_Pool_230V 1L+N REV: X00

PROPRIETARY AND CONFIDENTIAL
THE INFORMATION CONTAINED IN THIS DRAWING IS THE SOLE PROPERTY OF THE MANUFACTURER. ANY REPRODUCTION IN PART OR AS A WHOLE WITHOUT THE WRITTEN PERMISSION OF THE MANUFACTURER IS PROHIBITED.

0	1	2	3	4	5	6	7	8	9



Notes

REV	DATE	DESCRIPTION	DRN	CHK

Aquaservice

TITLE:
AquaUV Pool Line
AQS-PL10
230V 1L+N 50Hz
External Layout Rear View

Project:

CUSTOMER: -

REFERENCE: -

FUNCTION: =PCM

LOCATION:

DRAWING N°: AQS-PL10_Pool_230V 1L+N REV: X00

PROPRIETARY AND CONFIDENTIAL
THE INFORMATION CONTAINED IN THIS DRAWING IS THE SOLE PROPERTY OF THE MANUFACTURER. ANY REPRODUCTION IN PART OR AS A WHOLE WITHOUT THE WRITTEN PERMISSION OF THE MANUFACTURER IS PROHIBITED.

0	1	2	3	4	5	6	7	8	9	Notes

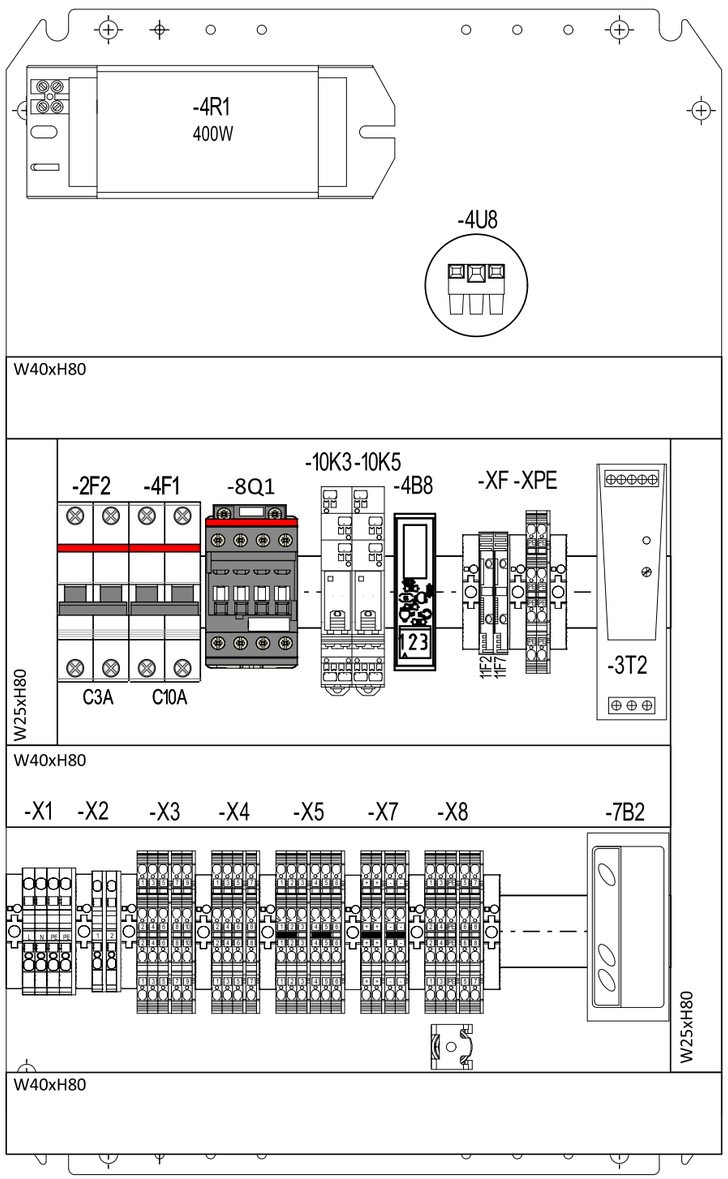

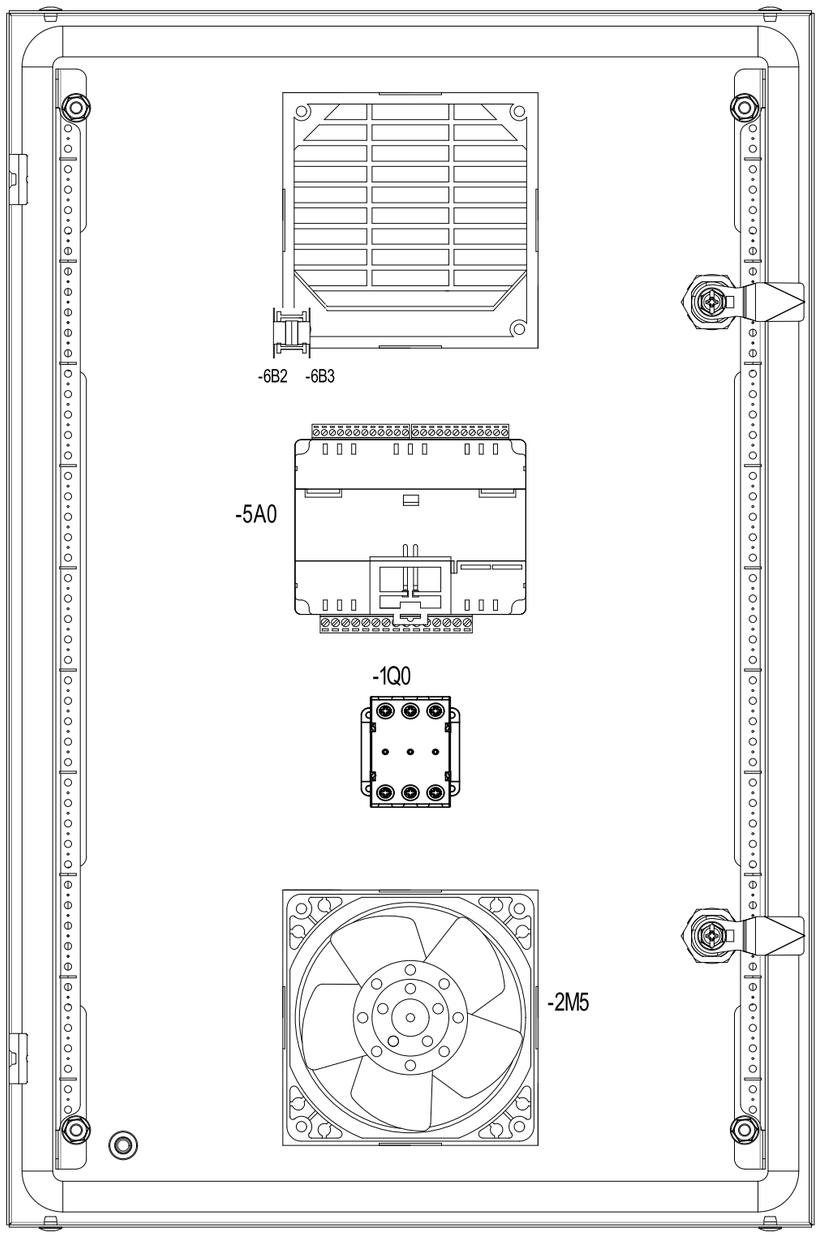

REV	DATE	DESCRIPTION	DRN	CHK

Aquaservice

TITLE:
AquaUV Pool Line
AQS-PL10
230V 1L+N 50Hz
Internal Layout

Project:

CUSTOMER: -

REFERENCE: -

FUNCTION: =PCM

LOCATION:

DRAWING N°: AQS-PL10_Pool_230V 1L+N REV: X00

PROPRIETARY AND CONFIDENTIAL
THE INFORMATION CONTAINED IN THIS DRAWING IS THE SOLE PROPERTY OF THE MANUFACTURER. ANY REPRODUCTION IN PART OR AS A WHOLE WITHOUT THE WRITTEN PERMISSION OF THE MANUFACTURER IS PROHIBITED.

0	1	2	3	4	5	6	7	8	9

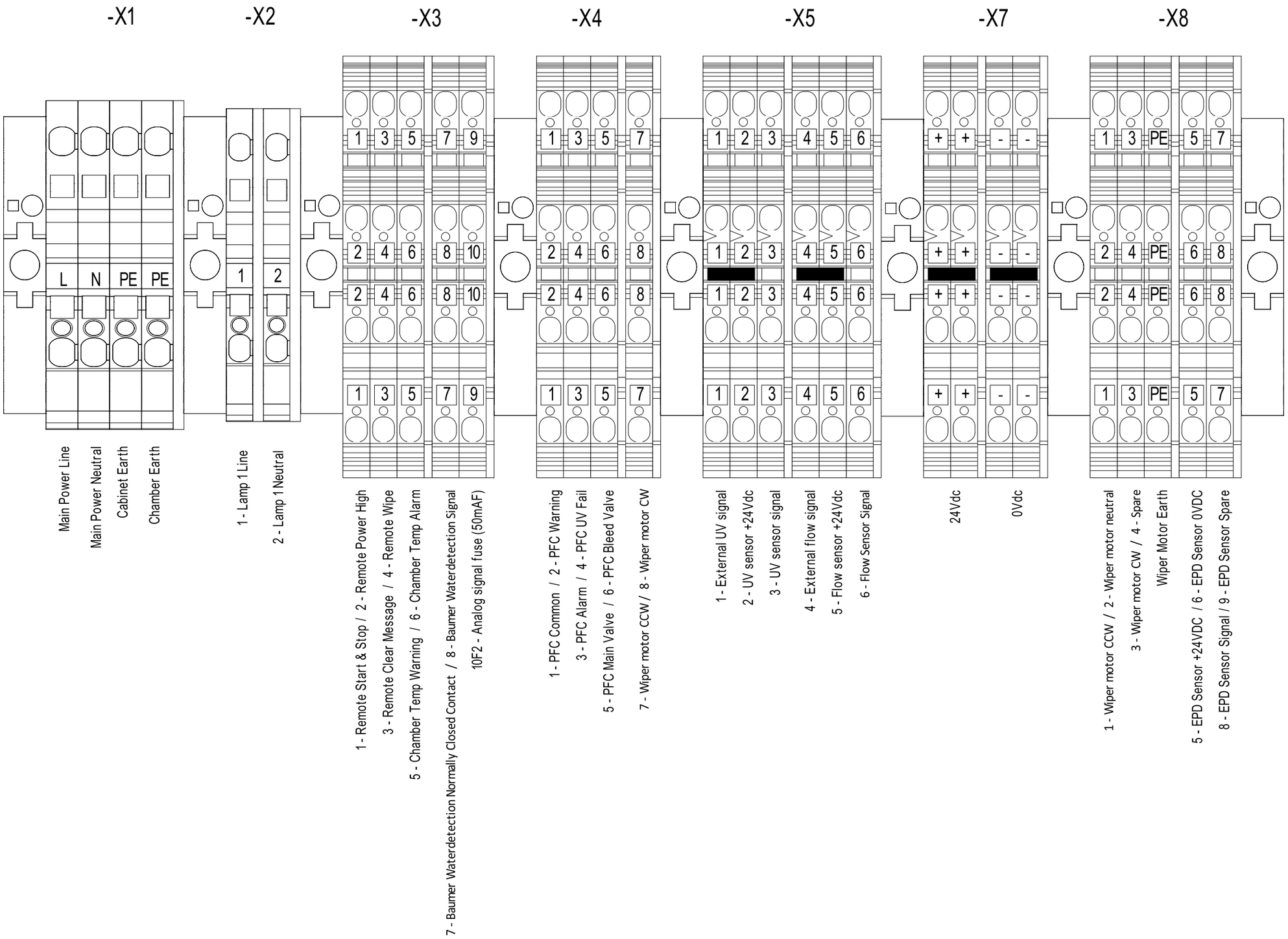

Notes

REV	DATE	DESCRIPTION	DRN	CHK

Aquaservice

TITLE:
AquaUV Pool Line
AQS-PL10
230V 1L+N 50Hz
Terminal Layout

Project:

CUSTOMER: -

REFERENCE: -

FUNCTION: =PCM

LOCATION:

DRAWING N°: AQS-PL10_Pool_230V 1L+N REV: X00

PROPRIETARY AND CONFIDENTIAL
THE INFORMATION CONTAINED IN THIS DRAWING IS THE SOLE PROPERTY OF THE MANUFACTURER. ANY REPRODUCTION IN PART OR AS A WHOLE WITHOUT THE WRITTEN PERMISSION OF THE MANUFACTURER IS PROHIBITED.

0	1	2	3	4	5	6	7	8	9	Notes

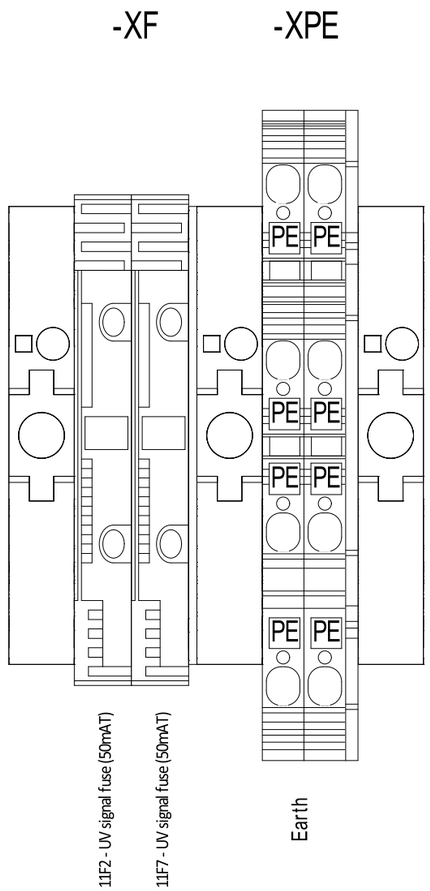

REV	DATE	DESCRIPTION	DRN	CHK

Aquaservice

TITLE:

AquaUV Pool Line

AQS-PL10

230V 1L+N 50Hz

Terminal Layout

Project:

CUSTOMER: -

REFERENCE: -

FUNCTION: =PCM

LOCATION:

DRAWING N°: AQS-PL10_Pool_230V 1L+N REV: X00

PROPRIETARY AND CONFIDENTIAL
THE INFORMATION CONTAINED IN THIS DRAWING IS THE SOLE PROPERTY OF THE MANUFACTURER. ANY REPRODUCTION IN PART OR AS A WHOLE WITHOUT THE WRITTEN PERMISSION OF THE MANUFACTURER IS PROHIBITED.

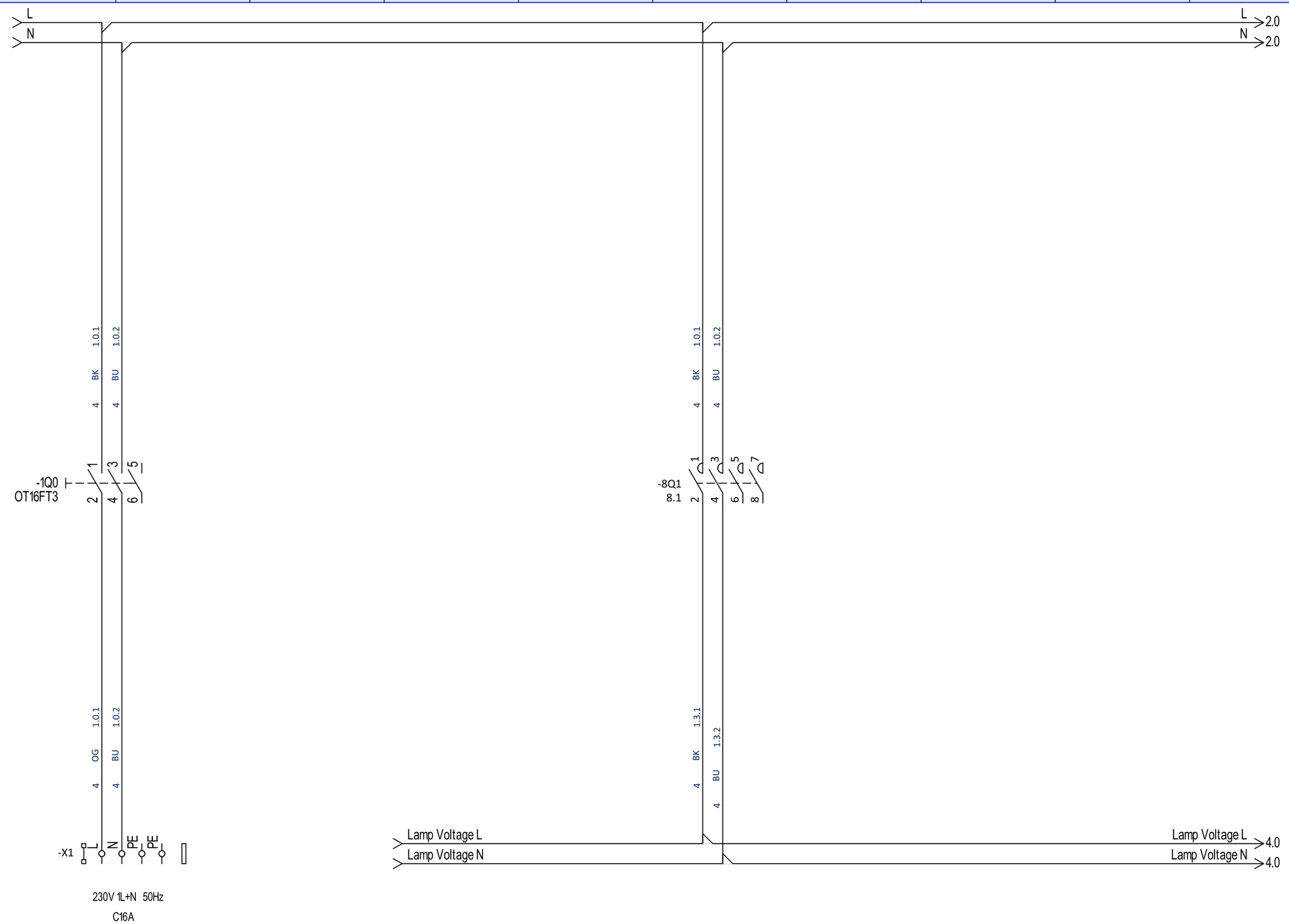

Notes

REV	DATE	DESCRIPTION	DRN	CHK

Aquaservice

TITLE:

AquaUV Pool Line

AQS-PL10

230V 1L+N 50Hz

Main Circuit

Project:

CUSTOMER: -

REFERENCE: -

FUNCTION: =PCM

LOCATION:

DRAWING N°: AQS-PL10_Pool_230V 1L+N REV: X00

PROPRIETARY AND CONFIDENTIAL

THE INFORMATION CONTAINED IN THIS DRAWING IS THE SOLE PROPERTY OF THE MANUFACTURER. ANY REPRODUCTION IN PART OR AS A WHOLE WITHOUT THE WRITTEN PERMISSION OF THE MANUFACTURER IS PROHIBITED.

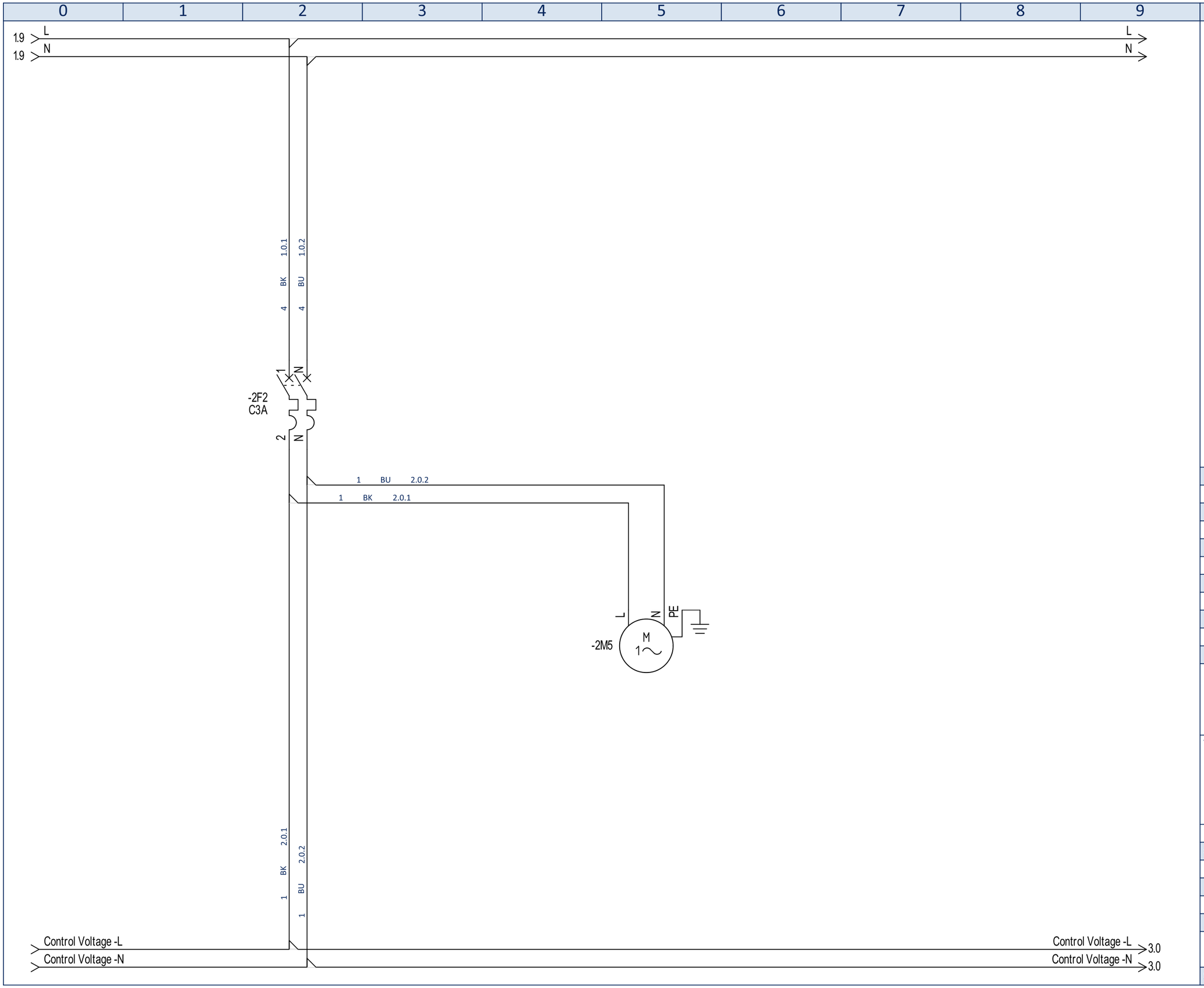

Notes

REV	DATE	DESCRIPTION	DRN	CHK

Aquaservice

TITLE:
AquaUV Pool Line
AQS-PL10
230V 1L+N 50Hz
230V Circuit & Fans

Project:

CUSTOMER: -

REFERENCE: -

FUNCTION: =PCM

LOCATION:

DRAWING N°: AQS-PL10_Pool_230V 1L+N REV: X00

PROPRIETARY AND CONFIDENTIAL
THE INFORMATION CONTAINED IN THIS DRAWING IS THE SOLE PROPERTY OF THE MANUFACTURER. ANY REPRODUCTION IN PART OR AS A WHOLE WITHOUT THE WRITTEN PERMISSION OF THE MANUFACTURER IS PROHIBITED.

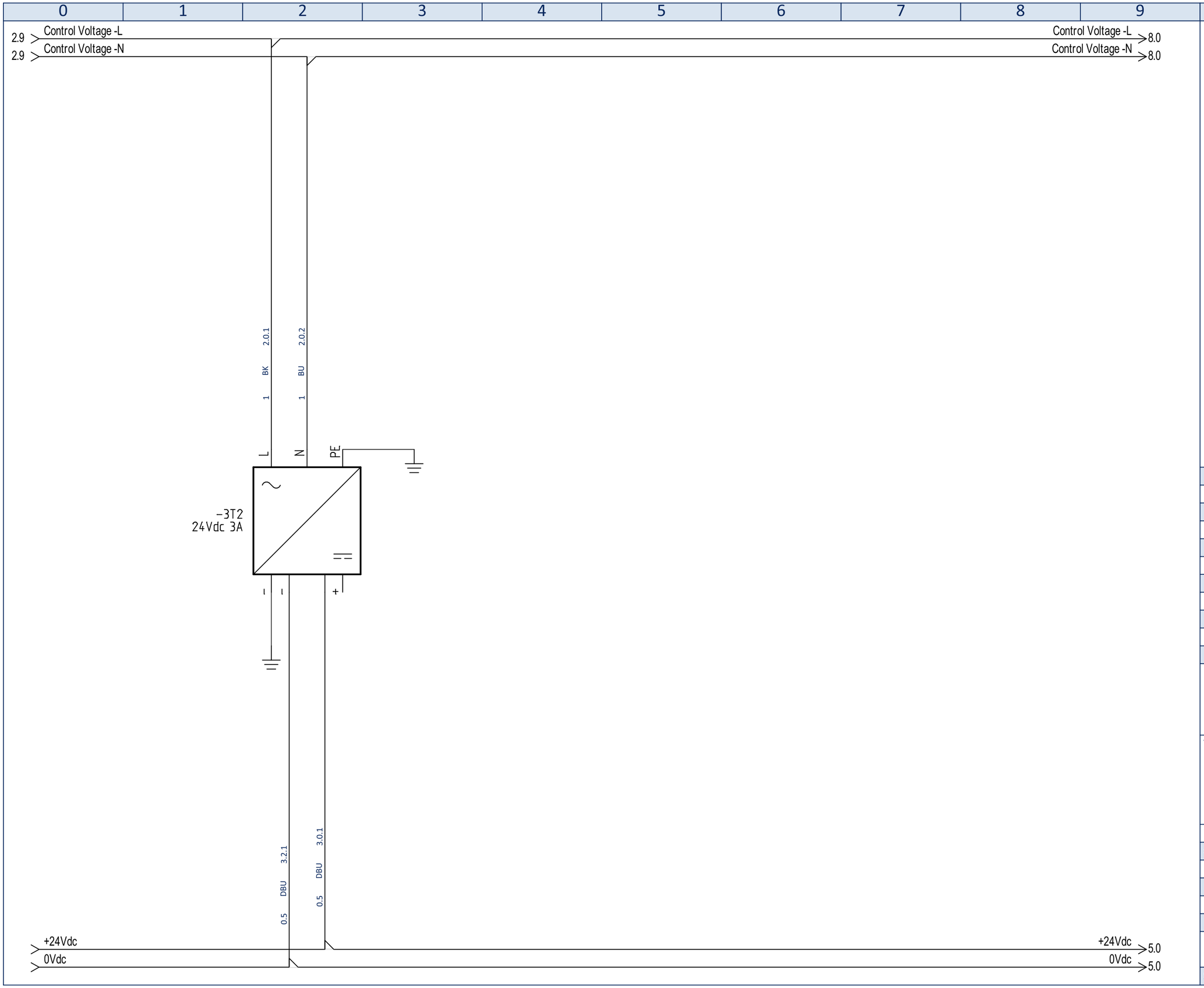

Notes

REV	DATE	DESCRIPTION	DRN	CHK

Aquaservice

TITLE:
AquaUV Pool Line
AQS-PL10
230V 1L+N 50Hz
24Vdc Circuit

Project:

CUSTOMER: -

REFERENCE: -

FUNCTION: =PCM

LOCATION:

DRAWING N°: AQS-PL10_Pool_230V 1L+N REV: X00

PROPRIETARY AND CONFIDENTIAL
THE INFORMATION CONTAINED IN THIS DRAWING IS THE SOLE PROPERTY OF THE MANUFACTURER. ANY REPRODUCTION IN PART OR AS A WHOLE WITHOUT THE WRITTEN PERMISSION OF THE MANUFACTURER IS PROHIBITED.

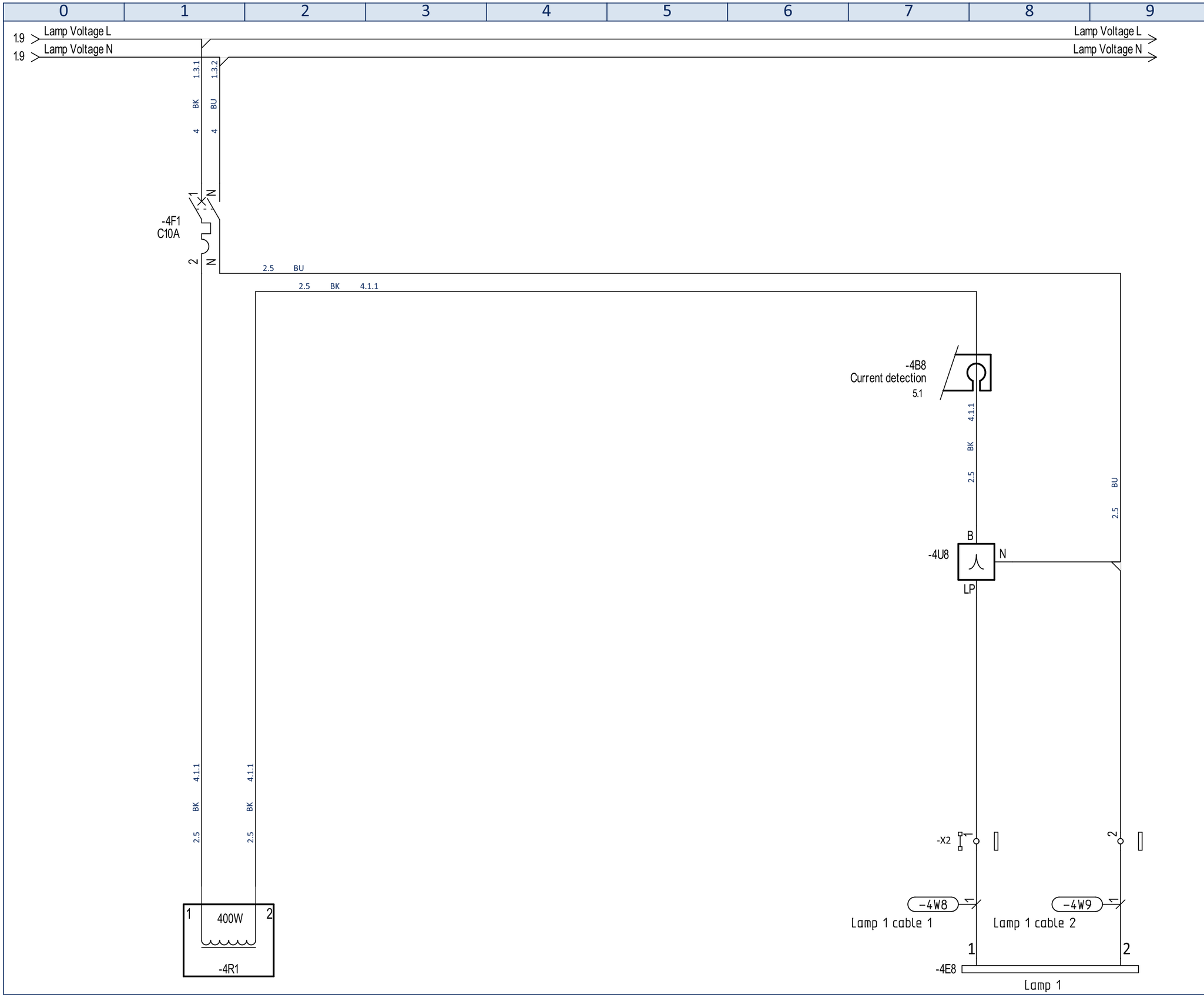

Notes

REV	DATE	DESCRIPTION	DRN	CHK

Aquaservice

TITLE:
AquaUV Pool Line
AQS-PL10
230V 1L+N 50Hz
Lamp 1 Circuit

Project:

CUSTOMER: -

REFERENCE: -

FUNCTION: =PCM

LOCATION:

DRAWING N°: AQS-PL10_Pool_230V 1L+N REV: X00

PROPRIETARY AND CONFIDENTIAL
THE INFORMATION CONTAINED IN THIS DRAWING IS THE SOLE PROPERTY OF THE MANUFACTURER. ANY REPRODUCTION IN PART OR AS A WHOLE WITHOUT THE WRITTEN PERMISSION OF THE MANUFACTURER IS PROHIBITED.

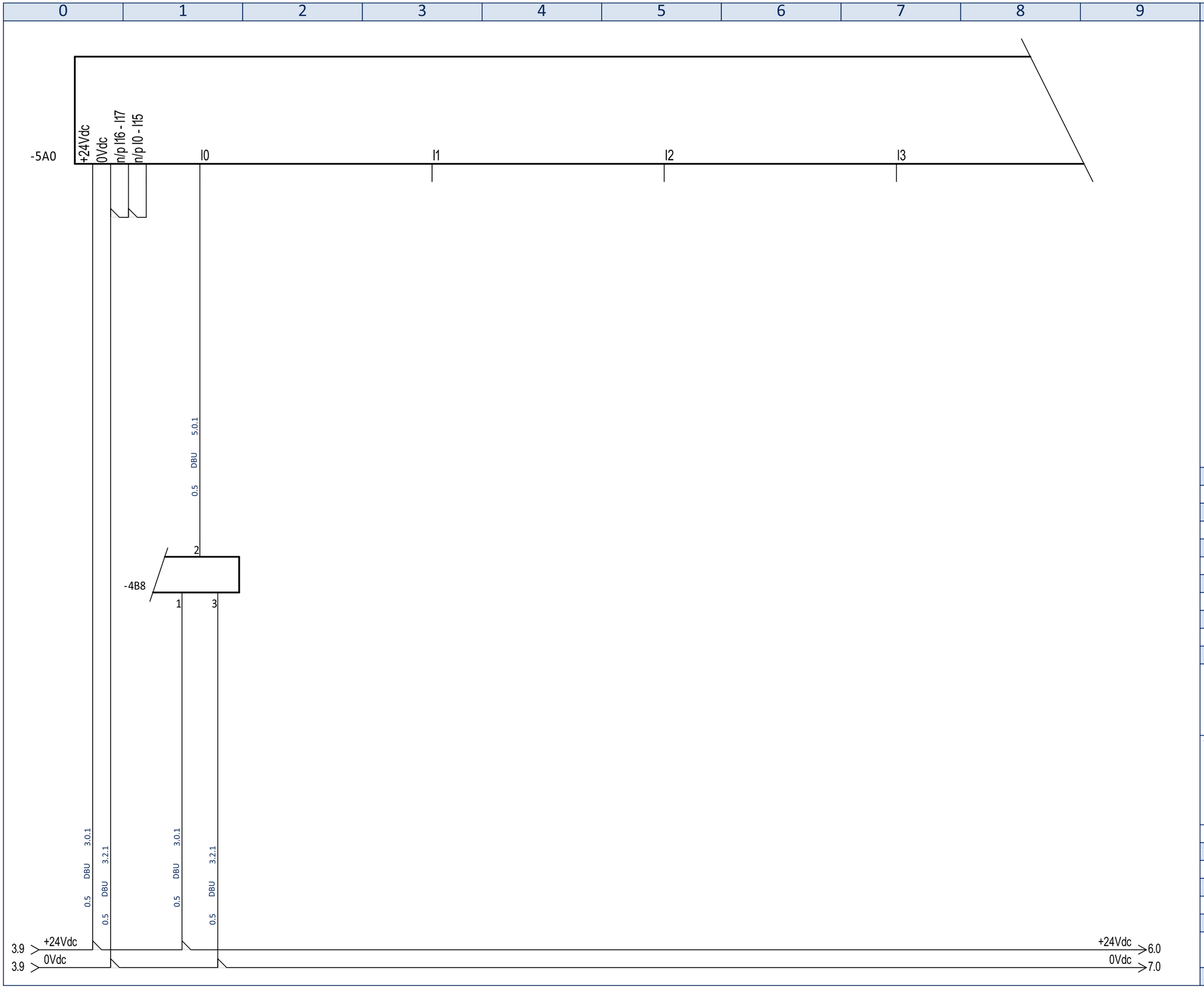

Notes

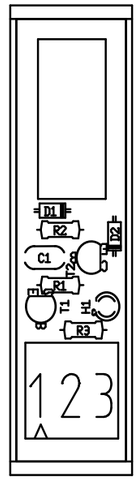

REV	DATE	DESCRIPTION	DRN	CHK

Aquaservice

TITLE:

AquaUV Pool Line

AQS-PL10

230V 1L+N 50Hz

Pool Controller Supply & Current Detection

Project:

CUSTOMER: -

REFERENCE: -

FUNCTION: =PCM

LOCATION:

DRAWING N°: AQS-PL10_Pool_230V 1L+N REV: X00

PROPRIETARY AND CONFIDENTIAL

THE INFORMATION CONTAINED IN THIS DRAWING IS THE SOLE PROPERTY OF THE MANUFACTURER. ANY REPRODUCTION IN PART OR AS A WHOLE WITHOUT THE WRITTEN PERMISSION OF THE MANUFACTURER IS PROHIBITED.

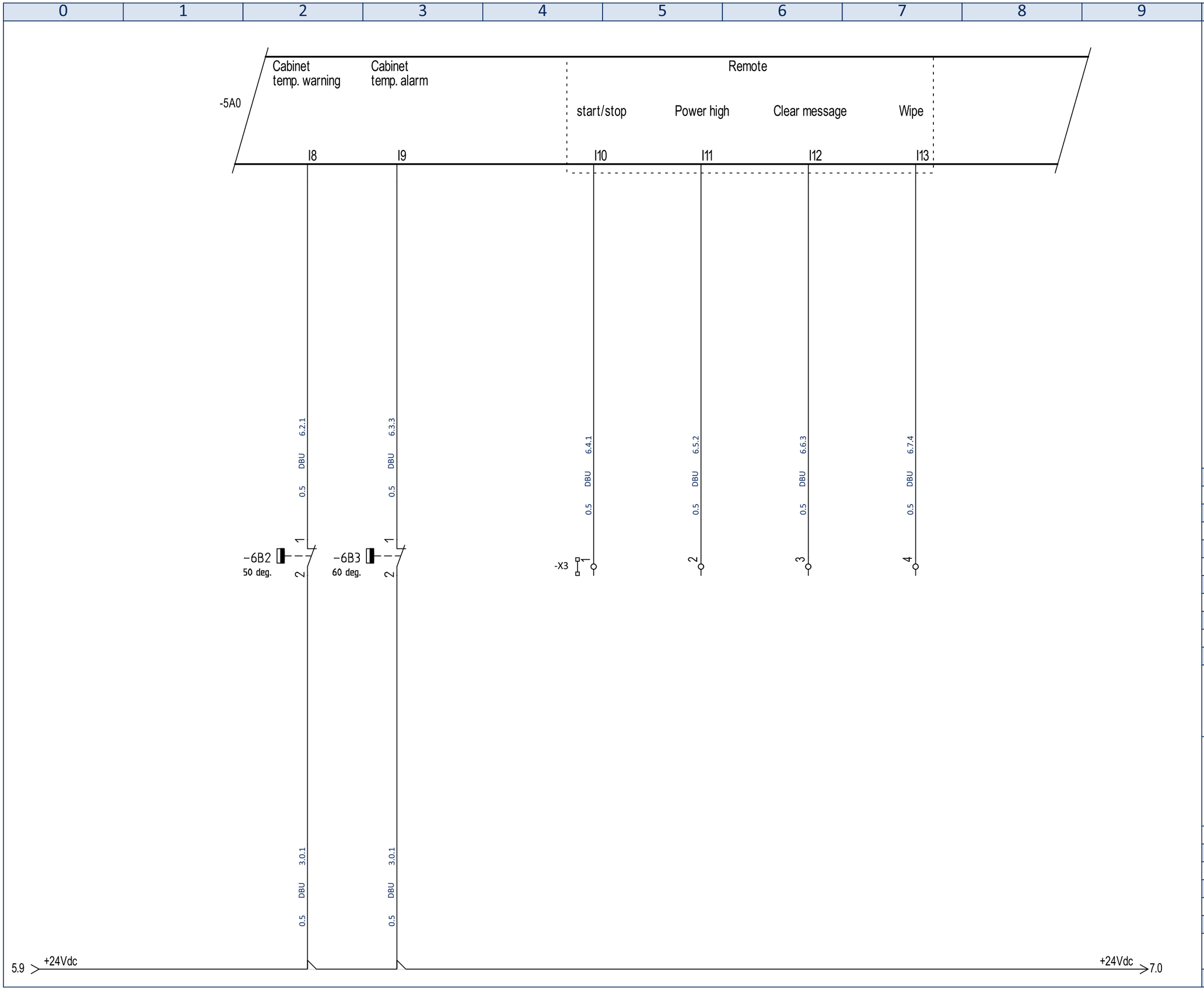

Notes

REV	DATE	DESCRIPTION	DRN	CHK

Aquaservice

TITLE:

AquaUV Pool Line

AQS-PL10

230V 1L+N 50Hz

Pool Controller Remote Inputs & Cabinet Temp

Project:

CUSTOMER: -

REFERENCE: -

FUNCTION: =PCM

LOCATION:

DRAWING N°: AQS-PL10_Pool_230V 1L+N REV: X00

PROPRIETARY AND CONFIDENTIAL

THE INFORMATION CONTAINED IN THIS DRAWING IS THE SOLE PROPERTY OF THE MANUFACTURER. ANY REPRODUCTION IN PART OR AS A WHOLE WITHOUT THE WRITTEN PERMISSION OF THE MANUFACTURER IS PROHIBITED.

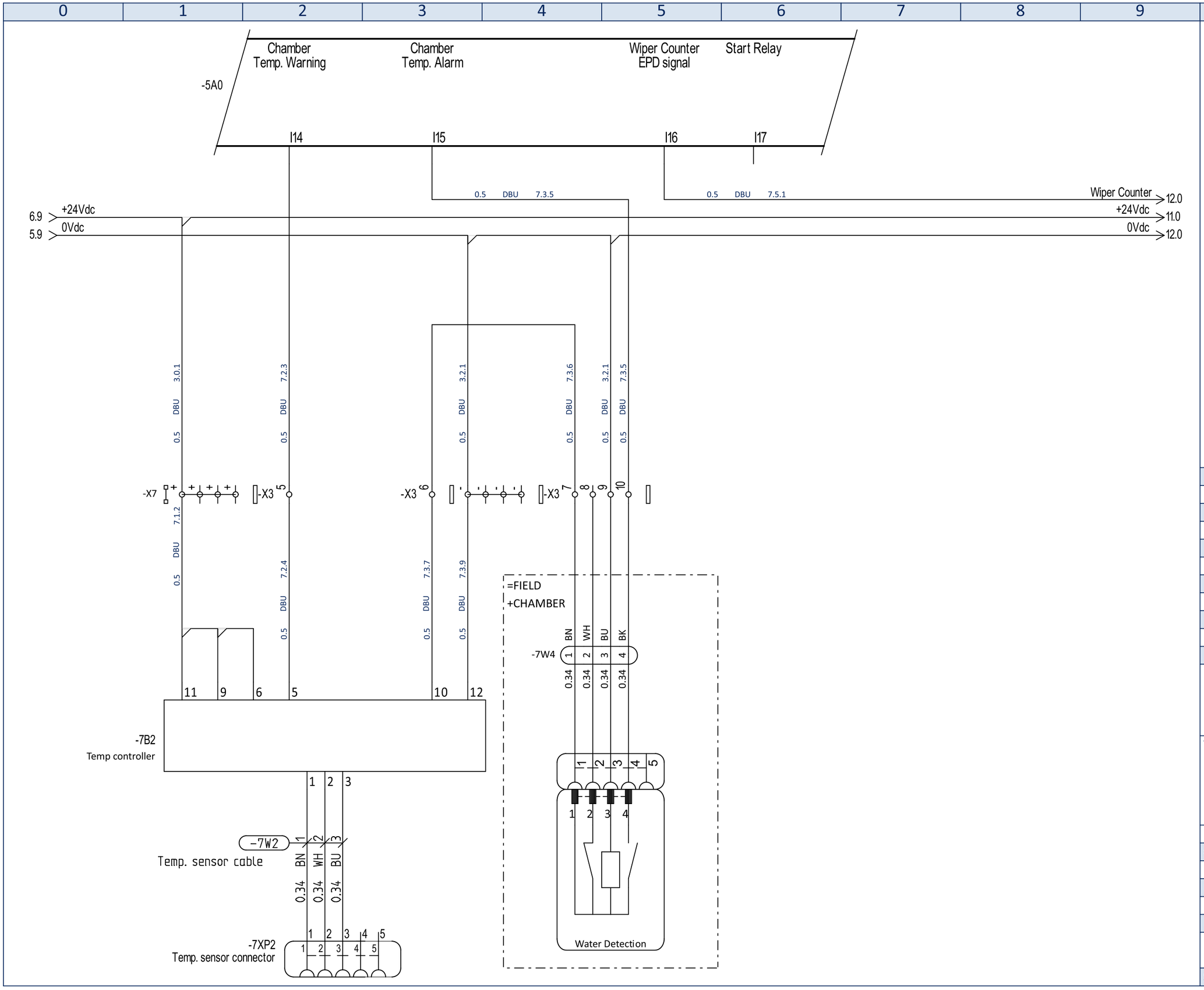

Notes

REV	DATE	DESCRIPTION	DRN	CHK

Aquaservice

TITLE:
AquaUV Pool Line
AQS-PL10
230V 1L+N 50Hz
Pool Controller Chamber Temp & Water Detection

Project:

CUSTOMER: -

REFERENCE: -

FUNCTION: =PCM

LOCATION:

DRAWING N°: AQS-PL10_Pool_230V 1L+N REV: X00

PROPRIETARY AND CONFIDENTIAL
THE INFORMATION CONTAINED IN THIS DRAWING IS THE SOLE PROPERTY OF THE MANUFACTURER. ANY REPRODUCTION IN PART OR AS A WHOLE WITHOUT THE WRITTEN PERMISSION OF THE MANUFACTURER IS PROHIBITED.



Notes

REV	DATE	DESCRIPTION	DRN	CHK

Aquaservice

TITLE:
AquaUV Pool Line
AQS-PL10
230V 1L+N 50Hz
Pool Controller Power Steps

Project:

CUSTOMER: -

REFERENCE: -

FUNCTION: =PCM

LOCATION:

DRAWING N°: AQS-PL10_Pool_230V 1L+N REV: X00

PROPRIETARY AND CONFIDENTIAL
THE INFORMATION CONTAINED IN THIS DRAWING IS THE SOLE PROPERTY OF THE MANUFACTURER. ANY REPRODUCTION IN PART OR AS A WHOLE WITHOUT THE WRITTEN PERMISSION OF THE MANUFACTURER IS PROHIBITED.

0	1	2	3	4	5	6	7	8	9



Notes

REV	DATE	DESCRIPTION	DRN	CHK

Aquaservice

TITLE:

AquaUV Pool Line

AQS-PL10

230V 1L+N 50Hz

Pool Controller Potential Free Contacts

Project:

CUSTOMER: -

REFERENCE: -

FUNCTION: =PCM

LOCATION:

DRAWING N°: AQS-PL10_Pool_230V 1L+N REV: X00

PROPRIETARY AND CONFIDENTIAL
THE INFORMATION CONTAINED IN THIS DRAWING IS THE SOLE PROPERTY OF THE MANUFACTURER. ANY REPRODUCTION IN PART OR AS A WHOLE WITHOUT THE WRITTEN PERMISSION OF THE MANUFACTURER IS PROHIBITED.

0	1	2	3	4	5	6	7	8	9



Notes

REV	DATE	DESCRIPTION	DRN	CHK

Aquaservice

TITLE:
AquaUV Pool Line
AQS-PL10
230V 1L+N 50Hz
Pool Controller Wiper Relays

Project:

CUSTOMER: -

REFERENCE: -

FUNCTION: =PCM

LOCATION:

DRAWING N°: AQS-PL10_Pool_230V 1L+N REV: X00

PROPRIETARY AND CONFIDENTIAL
THE INFORMATION CONTAINED IN THIS DRAWING IS THE SOLE PROPERTY OF THE MANUFACTURER. ANY REPRODUCTION IN PART OR AS A WHOLE WITHOUT THE WRITTEN PERMISSION OF THE MANUFACTURER IS PROHIBITED.

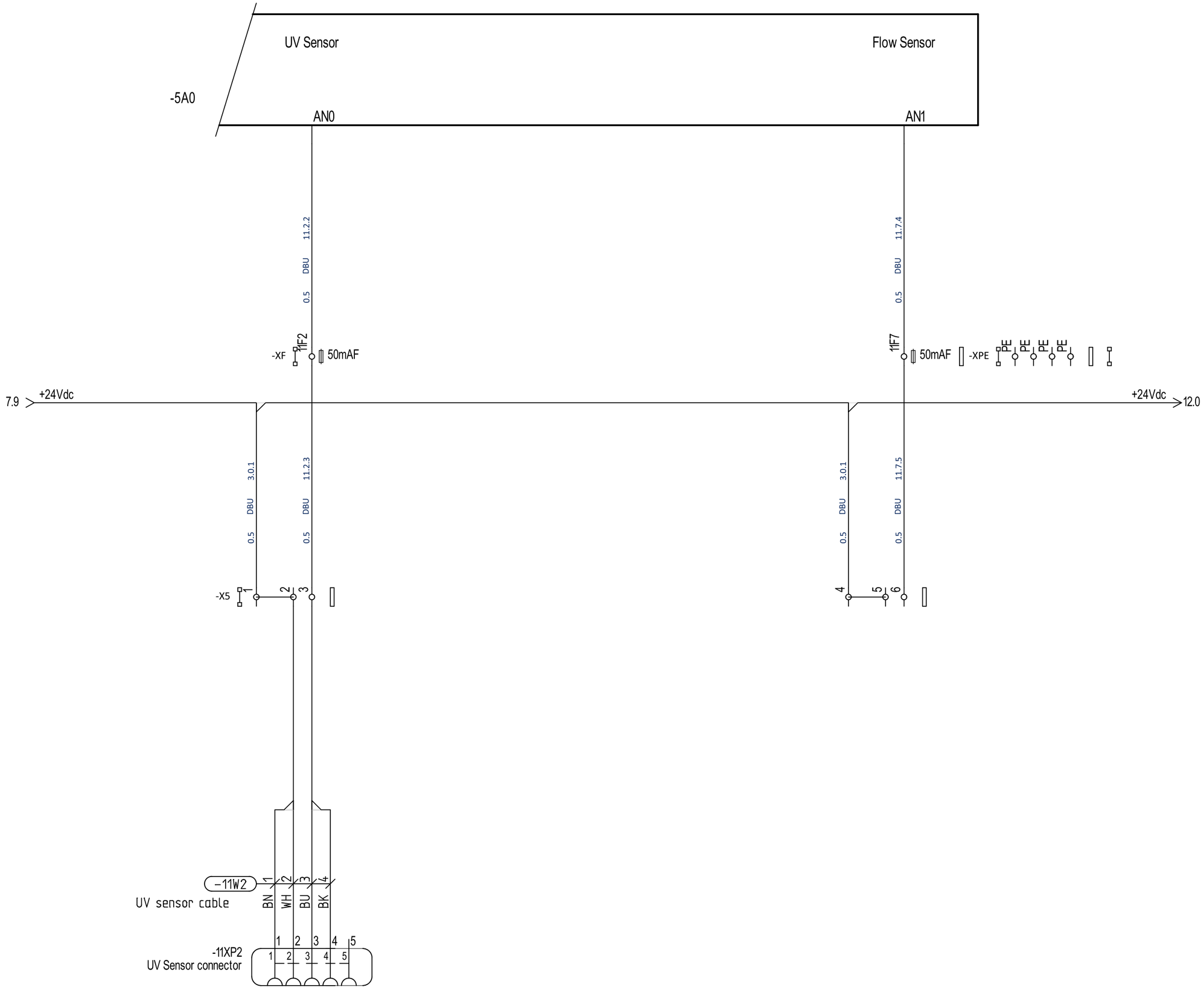

Notes

REV	DATE	DESCRIPTION	DRN	CHK

Aquaservice

TITLE:
AquaUV Pool Line
AQS-PL10
230V 1L+N 50Hz
Pool Controller Analog Inputs

Project:

CUSTOMER: -

REFERENCE: -

FUNCTION: =PCM

LOCATION:

DRAWING N°: AQS-PL10_Pool_230V 1L+N REV: X00

PROPRIETARY AND CONFIDENTIAL
THE INFORMATION CONTAINED IN THIS DRAWING IS THE SOLE PROPERTY OF THE MANUFACTURER. ANY REPRODUCTION IN PART OR AS A WHOLE WITHOUT THE WRITTEN PERMISSION OF THE MANUFACTURER IS PROHIBITED.

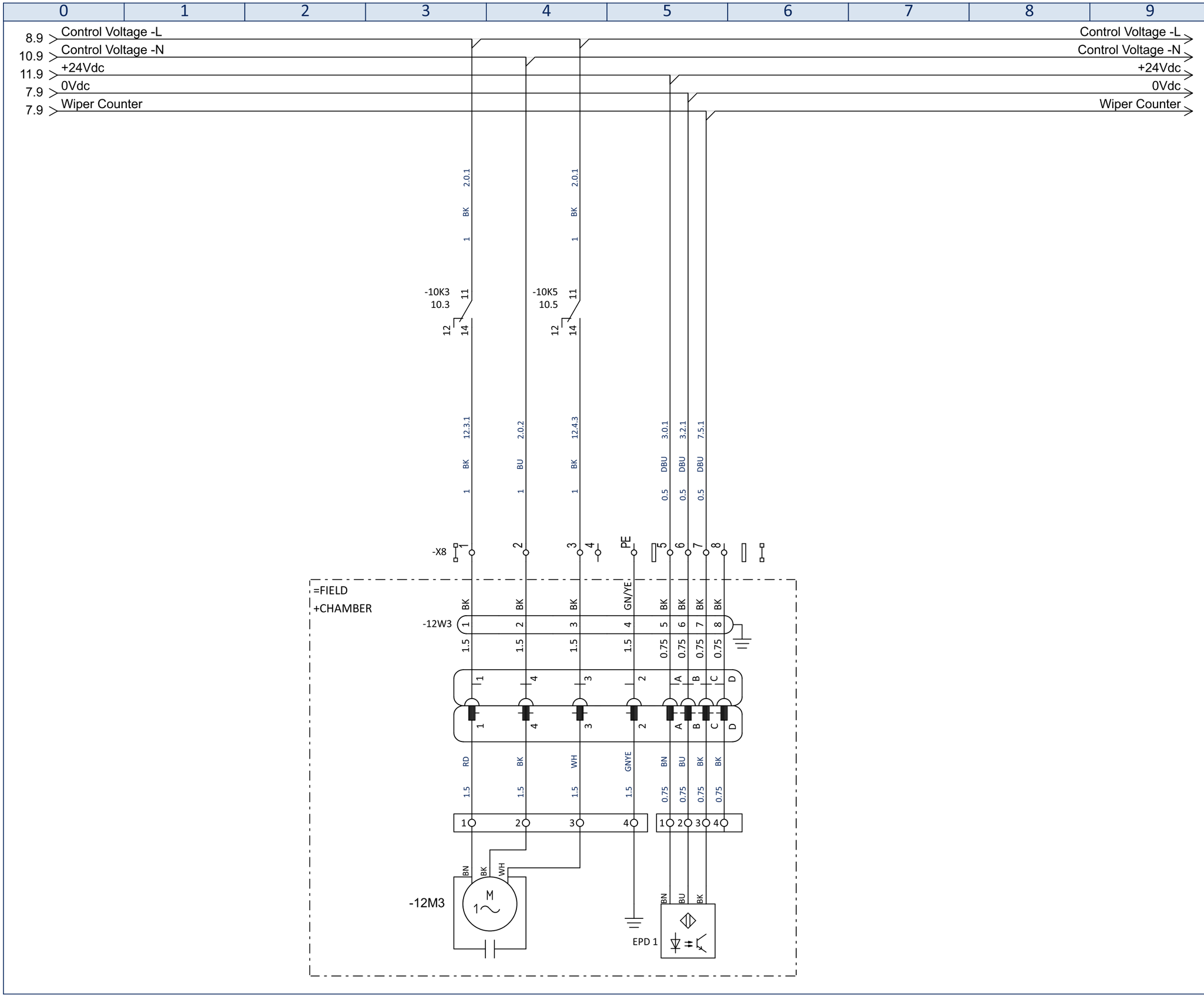

Notes

REV	DATE	DESCRIPTION	DRN	CHK

Aquaservice

TITLE:
AquaUV Pool Line
AQS-PL10
230V 1L+N 50Hz
Wiper Control Circuit

Project:

CUSTOMER: -

REFERENCE: -

FUNCTION: =PCM

LOCATION:

DRAWING N°: AQS-PL10_Pool_230V 1L+N REV: X00

PROPRIETARY AND CONFIDENTIAL
THE INFORMATION CONTAINED IN THIS DRAWING IS THE SOLE PROPERTY OF THE MANUFACTURER. ANY REPRODUCTION IN PART OR AS A WHOLE WITHOUT THE WRITTEN PERMISSION OF THE MANUFACTURER IS PROHIBITED.

0	1	2	3	4	5	6	7	8	9

Function(=)/Location(+)	Connection 1	Section	Core	Color	Connection 2	Cable	Description	Type	Cable Type	Page	Path
=FIELD	=PCM-X2:1:2	2.5	1	BK	=CHAMBER-4E8:1	-4W8	Lamp 1 cable 1	1119952	ÖLFLEX® CLASSIC 110 2x2.5	4	8
=FIELD	=PCM-X2:2:2	2.5	1	BK	=CHAMBER-4E8:2	-4W9	Lamp 1 cable 2	1119952	ÖLFLEX® CLASSIC 110 2x2.5	4	9
=FIELD	=PCM-7B2:1	0.34	1	BN	=CHAMBER-7XP2:1	-7W2	Temp. sensor cable	22260457	AB-C4- 5,0PUR-M12FS-SH	7	2
=FIELD	=PCM-7B2:2	0.34	2	WH	=CHAMBER-7XP2:2	-7W2	Temp. sensor cable	22260457	AB-C4- 5,0PUR-M12FS-SH	7	2
=FIELD	=PCM-7B2:3	0.34	3	BU	=CHAMBER-7XP2:3	-7W2	Temp. sensor cable	22260457	AB-C4- 5,0PUR-M12FS-SH	7	2
=FIELD	=PCM-X3:7.7:E1	0.34	1	BN	=CHAMBER-XJ1:1	-7W4	Water Detectie Cable	7038887	Lif9YC11Y 5 x 0.34	7	4
=FIELD	=PCM-X3:7.8:E2	0.34	2	WH	=CHAMBER-XJ1:2	-7W4	Water Detectie Cable	7038887	Lif9YC11Y 5 x 0.34	7	4
=FIELD	=PCM-X3:8.9:E1	0.34	3	BU	=CHAMBER-XJ1:3	-7W4	Water Detectie Cable	7038887	Lif9YC11Y 5 x 0.34	7	5
=FIELD	=PCM-X3:8.10:E2	0.34	4	BK	=CHAMBER-XJ1:4	-7W4	Water Detectie Cable	7038887	Lif9YC11Y 5 x 0.34	7	5
=FIELD	=PCM-X5:3.2:E1	0.34	1	BN	=CHAMBER-11XP2:1	-11W2	UV sensor cable	22260457	Lif9YC11Y 5 x 0.34	11	2
=FIELD	=PCM-X5:3.2:E1	0.34	2	WH	=CHAMBER-11XP2:2	-11W2	UV sensor cable	22260457	Lif9YC11Y 5 x 0.34	11	2
=FIELD	=PCM-X5:4.3:E1	0.34	3	BU	=CHAMBER-11XP2:3	-11W2	UV sensor cable	22260457	Lif9YC11Y 5 x 0.34	11	2
=FIELD	=PCM-X5:4.3:E1	0.34	4	BK	=CHAMBER-11XP2:4	-11W2	UV sensor cable	22260457	Lif9YC11Y 5 x 0.34	11	2

Notes

REV	DATE	DESCRIPTION	DRN	CHK

Aquaservice

TITLE:

AquaUV Pool Line

AQS-PL10

230V 1L+N 50Hz

Cable wire list

Project:

CUSTOMER: -

REFERENCE: -

FUNCTION: =FIELD

LOCATION:

DRAWING N°: AQS-PL10_Pool_230V 1L+N REV: X00

PROPRIETARY AND CONFIDENTIAL

THE INFORMATION CONTAINED IN THIS DRAWING IS THE SOLE PROPERTY OF THE MANUFACTURER. ANY REPRODUCTION IN PART OR AS A WHOLE WITHOUT THE WRITTEN PERMISSION OF THE MANUFACTURER IS PROHIBITED.

0	1	2	3	4	5	6	7	8	9

Function(=)/Location(+)	Connection 1	Section	Core	Color	Connection 2	Cable	Description	Type	Cable Type	Page	Path
=FIELD +CHAMBER	=PCM-X8:2.1:E1	1.5	1	BK	=FIELD+CHAMBER-XJ:1	-12W3		7072404	Servo cable 4 G 1,5 + 2 x (2 x 0,75)	12	3
=FIELD +CHAMBER	=PCM-X8:2.2:E2	1.5	2	BK	=FIELD+CHAMBER-XJ:4	-12W3		7072404	Servo cable 4 G 1,5 + 2 x (2 x 0,75)	12	4
=FIELD +CHAMBER	=PCM-X8:3.3:E1	1.5	3	BK	=FIELD+CHAMBER-XJ:3	-12W3		7072404	Servo cable 4 G 1,5 + 2 x (2 x 0,75)	12	4
=FIELD +CHAMBER	=PCM-X8:4.PE:E2	1.5	4	GN/YE	=FIELD+CHAMBER-XJ:2	-12W3		7072404	Servo cable 4 G 1,5 + 2 x (2 x 0,75)	12	5
=FIELD +CHAMBER	=PCM-X8:6.5:E1	0.75	5	BK	=FIELD+CHAMBER-XJ:A	-12W3		7072404	Servo cable 4 G 1,5 + 2 x (2 x 0,75)	12	5
=FIELD +CHAMBER	=PCM-X8:6.6:E2	0.75	6	BK	=FIELD+CHAMBER-XJ:B	-12W3		7072404	Servo cable 4 G 1,5 + 2 x (2 x 0,75)	12	5
=FIELD +CHAMBER	=PCM-X8:7.7:E1	0.75	7	BK	=FIELD+CHAMBER-XJ:C	-12W3		7072404	Servo cable 4 G 1,5 + 2 x (2 x 0,75)	12	5
=FIELD +CHAMBER	=PCM-X8:7.8:E2	0.75	8	BK	=FIELD+CHAMBER-XJ:D	-12W3		7072404	Servo cable 4 G 1,5 + 2 x (2 x 0,75)	12	5

Notes

REV	DATE	DESCRIPTION	DRN	CHK

Aquaservice

TITLE:
AquaUV Pool Line
AQS-PL10
230V 1L+N 50Hz
Cable wire list

Project:

CUSTOMER: -

REFERENCE: -

FUNCTION: =FIELD

LOCATION: +CHAMBER

DRAWING N°: AQS-PL10_Pool_230V 1L+N REV: X00

PROPRIETARY AND CONFIDENTIAL
THE INFORMATION CONTAINED IN THIS DRAWING IS THE SOLE PROPERTY OF THE MANUFACTURER. ANY REPRODUCTION IN PART OR AS A WHOLE WITHOUT THE WRITTEN PERMISSION OF THE MANUFACTURER IS PROHIBITED.

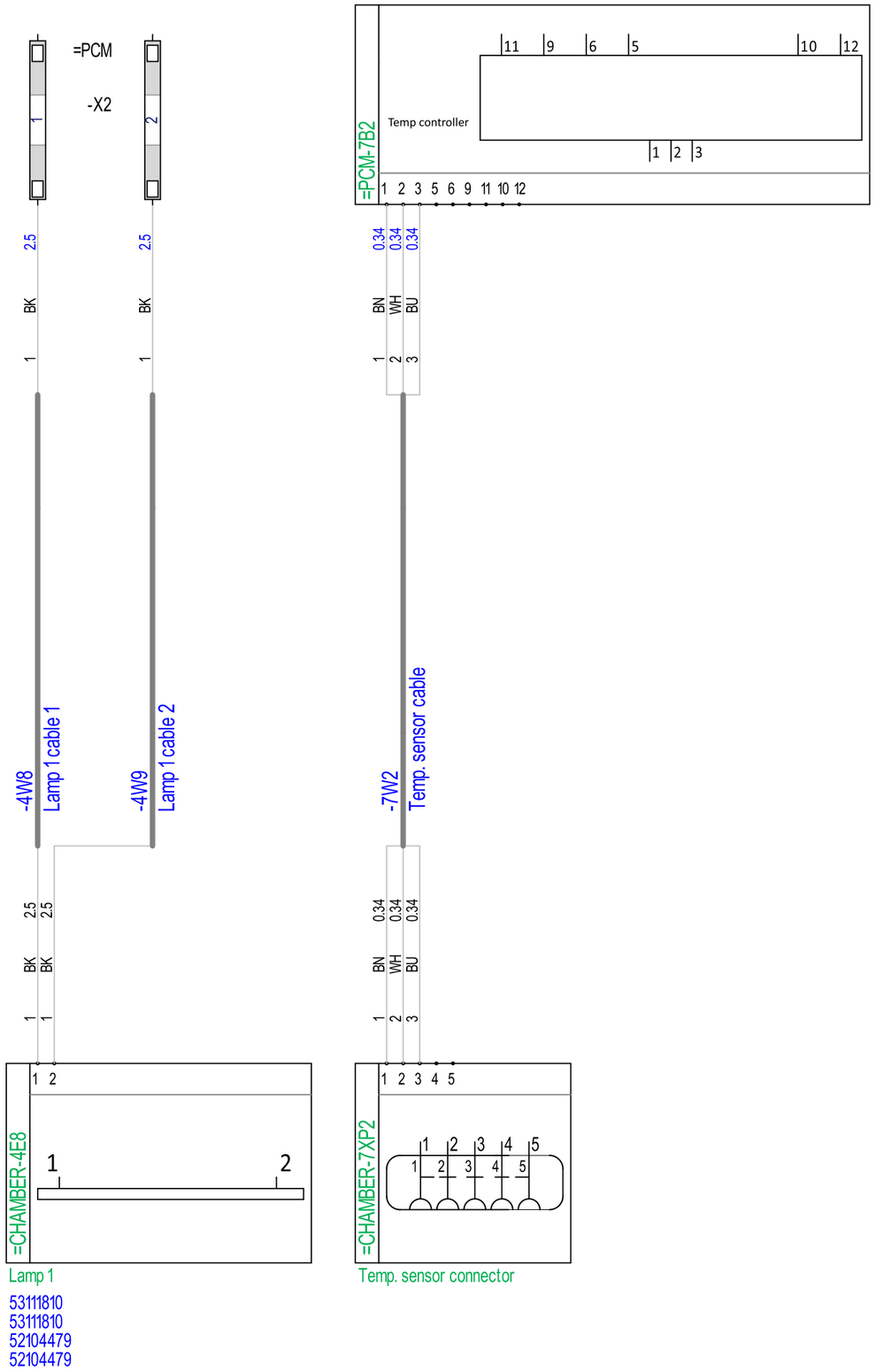

Notes

REV	DATE	DESCRIPTION	DRN	CHK

Aquaservice

TITLE:
AquaUV Pool Line
AQS-PL10
230V 1L+N 50Hz
Cable-terminal connection list

Project:
CUSTOMER: -
REFERENCE: -
FUNCTION: =FIELD
LOCATION:
DRAWING N°: AQS-PL10_Pool_230V 1L+N REV: X00

PROPRIETARY AND CONFIDENTIAL
THE INFORMATION CONTAINED IN THIS DRAWING IS THE SOLE PROPERTY OF THE MANUFACTURER. ANY REPRODUCTION IN PART OR AS A WHOLE WITHOUT THE WRITTEN PERMISSION OF THE MANUFACTURER IS PROHIBITED.

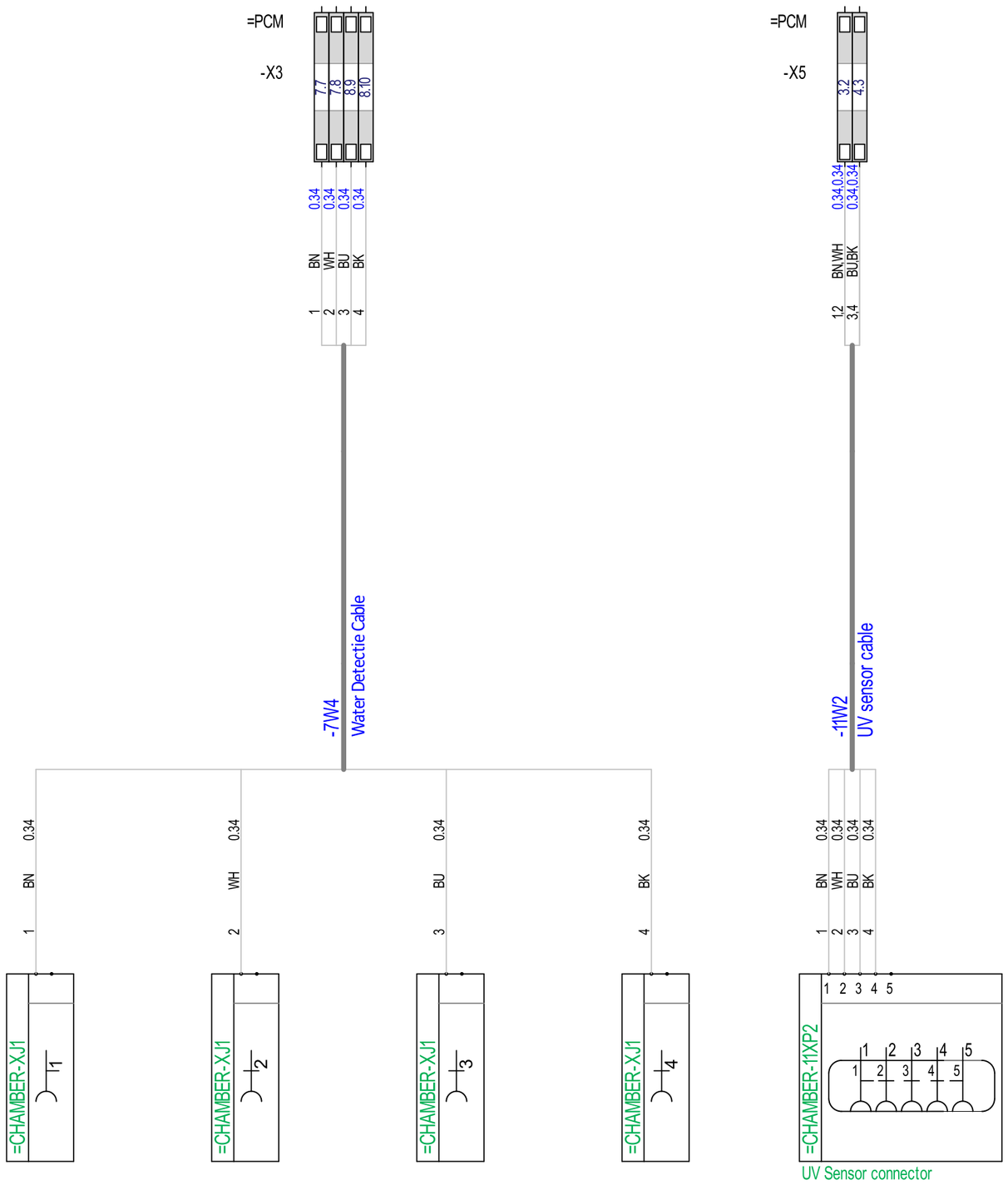

Notes

REV	DATE	DESCRIPTION	DRN	CHK

Aquaservice

TITLE:
AquaUV Pool Line
AQS-PL10
230V 1L+N 50Hz
Cable-terminal connection list

Project:

CUSTOMER: -

REFERENCE: -

FUNCTION: =FIELD

LOCATION:

DRAWING N°: AQS-PL10_Pool_230V 1L+N REV: X00

PROPRIETARY AND CONFIDENTIAL
THE INFORMATION CONTAINED IN THIS DRAWING IS THE SOLE PROPERTY OF THE MANUFACTURER. ANY REPRODUCTION IN PART OR AS A WHOLE WITHOUT THE WRITTEN PERMISSION OF THE MANUFACTURER IS PROHIBITED.

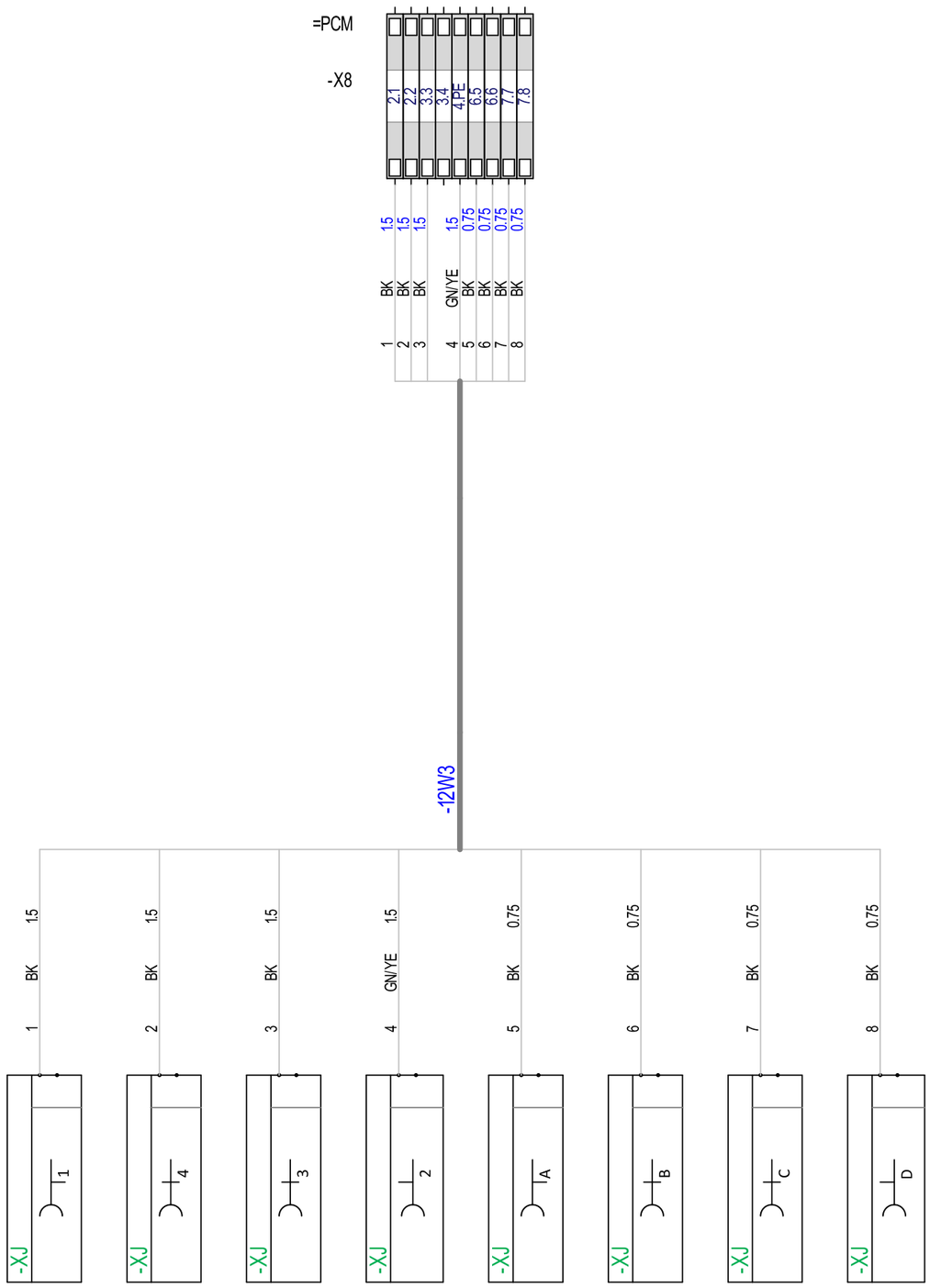

0	1	2	3	4	5	6	7	8	9	Notes

REV	DATE	DESCRIPTION	DRN	CHK

Aquaservice

TITLE:
AquaUV Pool Line
AQS-PL10
230V 1L+N 50Hz
Cable-terminal connection list

Project:

CUSTOMER: -

REFERENCE: -

FUNCTION: =FIELD

LOCATION: +CHAMBER

DRAWING N°: AQS-PL10_Pool_230V 1L+N REV: X00

PROPRIETARY AND CONFIDENTIAL
THE INFORMATION CONTAINED IN THIS DRAWING IS THE SOLE PROPERTY OF THE MANUFACTURER. ANY REPRODUCTION IN PART OR AS A WHOLE WITHOUT THE WRITTEN PERMISSION OF THE MANUFACTURER IS PROHIBITED.